




















APPROVED

By John Garner at 8:53 am, Dec 06, 2024

12/5/2024

Worklist: 6985

<u>LAB CASE</u>	<u>ITEM</u>	<u>ITEM TYPE</u>	<u>DESCRIPTION</u>	
M2024-5056	1	BCK	Alcohol Analysis	
M2024-5057	1	BCK	Alcohol Analysis	
M2024-5058	1	BCK	Alcohol Analysis	
M2024-5059	1	BCK	Alcohol Analysis	
M2024-5060	1	BCK	Alcohol Analysis	
M2024-5082	1	BCK	Alcohol Analysis	
M2024-5083	1	BCK	Alcohol Analysis	
M2024-5086	1	BCK	Alcohol Analysis	
M2024-5099	1	BCK	Alcohol Analysis	
M2024-5116	1	BCK	Alcohol Analysis	
M2024-5117	1	BCK	Alcohol Analysis	
M2024-5129	1	BCK	Alcohol Analysis	
M2024-5130	1	BCK	Alcohol Analysis	
M2024-5131	1	BCK	Alcohol Analysis	
M2024-5151	1	BCK	Alcohol Analysis	
M2024-5153	1	BCK	Alcohol Analysis	
M2024-5155	1	BCK	Alcohol Analysis	
M2024-5156	1	BCK	Alcohol Analysis	
M2024-5157	1	BCK	Alcohol Analysis	

W

Quantitative Analysis for Ethanol & Qualitative Analysis for Other Volatiles

Analytical Method(s): 1.0

Device: Hamilton MICROLAB Liquid Processor/Dilutor Serial Number: ML600HC11378

Volatiles Quality Assurance Controls

Run Date(s): 12/04/2024

Calibration Date: 11/27/2024

Worklist #: 6985

Control level	Expiration	Lot #	Target Value	Acceptable Range	Overall Results
Level 1	Feb-25	2101199	0.0808	0.0727-0.0889	0.0829 g/100cc 0.0861 g/100cc g/100cc
Level 2	Mar-26	2110181	0.2030	0.1827-0.2233	0.2062 g/100cc 0.2087 g/100cc g/100cc
Multi-Component mixture:			Exp:	Lot #	
Curve Fit:			May. 2028	FN05302307	
			Column 1	Column 2	0.99956

Ethanol Calibration Reference Material

Calibrator level	Target Value	Acceptable Range	Column 1	Column 2	Precision	Mean
50	0.050	0.045 - 0.055	0.0542	0.0541	1E-04	0.0541
100	0.100	0.090 - 0.110	0.0996	0.0994	0.0002	0.0995
200	0.200	0.180 - 0.220	0.1973	0.1975	0.0002	0.1974
300	0.300	0.270 - 0.330	0.2951	0.2955	0.0004	0.2953
400	0.400	0.360 - 0.440			0	#DIV/0!
500	0.500	0.450 - 0.550	0.5036	0.5033	0.0003	0.5034

Aqueous Controls

Control level	Target Value	Acceptable Range	Overall Results
80	0.080	0.076 - 0.084	0.083 g/100cc

Revision: 5

Issue Date: 07/05/2022


Internal Standard Monitoring Worksheet

Worklist #: 6985 **Run Date(s):** 12/04/2024

Internal Standard Solution:	Prep Date: 11/20/2024	Exp Date: 5/20/2025
-----------------------------	-----------------------	---------------------

Sample Name	Column 1 Value	Column 2 Value
0.080	216807	231305
0.080	210186	223773
QC1	214761	229358
QC1	224253	238659
QC1	270132	288721
QC1	263772	281851
QC1		
QC1		
QC2	256236	273526
QC2	249477	266071
QC2	277831	296105
QC2	274317	292699
QC2		
QC2		

	Average	(-)20%	(+)20%
Column 1	245777.2	196621.8	294932.6
Column 2	262206.8	209765.4	314648.2


 Revision: 5
 Issue Date: 07/05/2022
 Issuing Authority: Quality Manager

Meridian Blood Alcohol Analysis Batch Table


Shimadzu GC-2030 Serial #C12255750548
Shimadzu HS-20 Serial #C12595800409
Lab Solutions Database Software Ver. 6.111
Copyright (C) 2008-2020 Shimadzu Corporation

Vial#	Sample Name	Sample Type	Level#	Method File
1	0.050	1:Standard:(I)	1	ALCOHOL 241127.gcm
2	0.100	1:Standard	2	ALCOHOL 241127.gcm
3	0.200	1:Standard	3	ALCOHOL 241127.gcm
4	0.300	1:Standard	4	ALCOHOL 241127.gcm
5	0.500	1:Standard	5	ALCOHOL 241127.gcm
6	INT STD BLK	0:Unknown	0	ALCOHOL 241127.gcm

Calibration Table

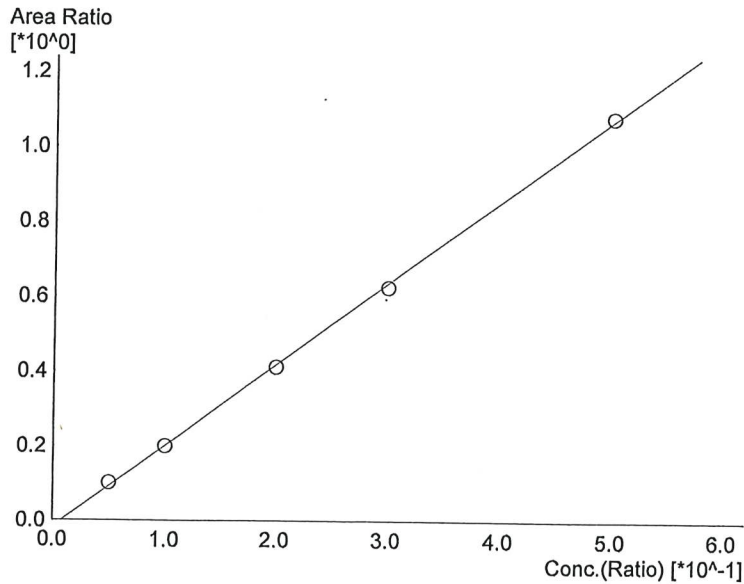
Laboratory : MERIDIAN
 Instrument Name : GC-BAC
 Instrument Serial # : C12595800409 / C12255750548

<<Data File>>
 Method File :Default Project - ALCOHOL_241127.gcm
 Batch File :Default Project - CALCURVE_241127_GG.gcb
 Date Acquired :11/27/2024 11:36:43 AM
 Date Created :11/27/2024 11:30:04 AM
 Date Modified :11/27/2024 11:57:31 AM




Name : Methanol
 Detector Name: FID1
 Function : $f(x)=0*x+0$
 R² value= 0
 FitType: Linear
 ZeroThrough: Not Through

#	Conc.	Area	Std. Conc.
---	-------	------	------------




Name : Ethanol
 Detector Name: FID1
 Function : $f(x)=2.17699*x-0.0173875$
 R² value= 0.9995100
 FitType: Linear
 ZeroThrough: Not Through

#	Conc.	Area	Std. Conc.
1	0.050	20468	0.0542
2	0.100	40459	0.0996
3	0.200	85805	0.1973
4	0.300	130718	0.2951
5	0.500	229854	0.5036




Name : Isopropyl Alcohol
Detector Name: FID1
Function : $f(x)=0*x+0$
R² value= 0
FitType: Linear
ZeroThrough: Not Through

#	Conc.	Area	Std. Conc.
---	-------	------	------------



Name : Acetone
Detector Name: FID1
Function : $f(x)=0*x+0$
R² value= 0
FitType: Linear
ZeroThrough: Not Through


#	Conc.	Area	Std. Conc.
---	-------	------	------------



Name : Fluor. Hydrocarbon(s)
Detector Name: FID1
Function : $f(x)=0*x+0$
R² value= 0
FitType: Linear
ZeroThrough: Not Through

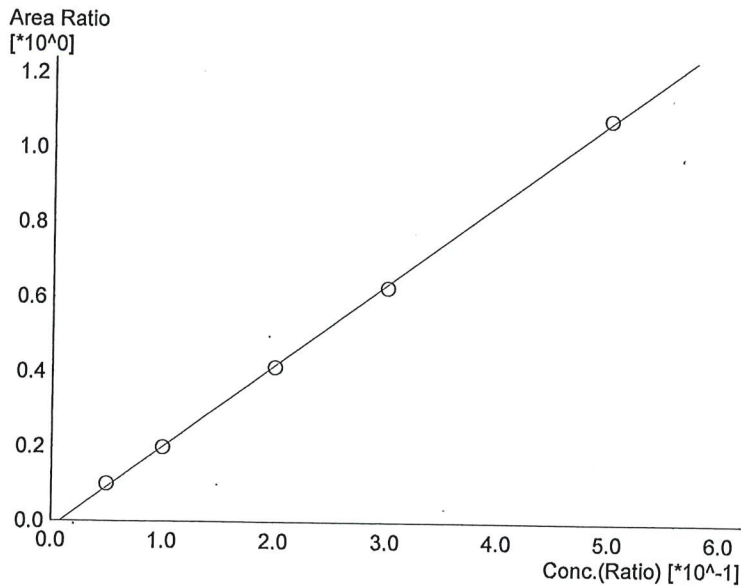
#	Conc.	Area	Std. Conc.
---	-------	------	------------

br




Name : Methanol
 Detector Name: FID2
 Function : $f(x)=0*x+0$
 R² value= 0
 FitType: Linear
 ZeroThrough: Not Through

#	Conc.	Area	Std. Conc.
---	-------	------	------------



Name : Ethanol
 Detector Name: FID2
 Function : $f(x)=2.18138*x-0.0177454$
 R² value= 0.9995687
 FitType: Linear
 ZeroThrough: Not Through


#	Conc.	Area	Std. Conc.
1	0.050	21794	0.0541
2	0.100	43093	0.0994
3	0.200	91749	0.1975
4	0.300	139655	0.2955
5	0.500	245243	0.5033



Name : Acetone
 Detector Name: FID2
 Function : $f(x)=0*x+0$
 R² value= 0
 FitType: Linear
 ZeroThrough: Not Through


#	Conc.	Area	Std. Conc.
---	-------	------	------------

W



Name : Isopropyl Alcohol
Detector Name: FID2
Function : $f(x)=0*x+0$
R² value= 0
FitType: Linear
ZeroThrough: Not Through

#	Conc.	Area	Std. Conc.
---	-------	------	------------

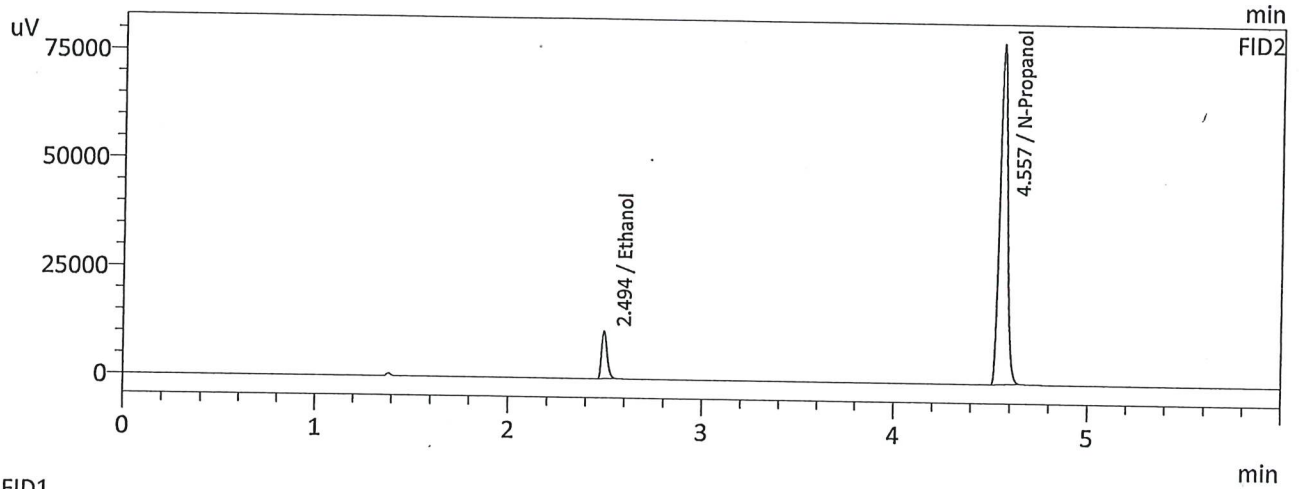
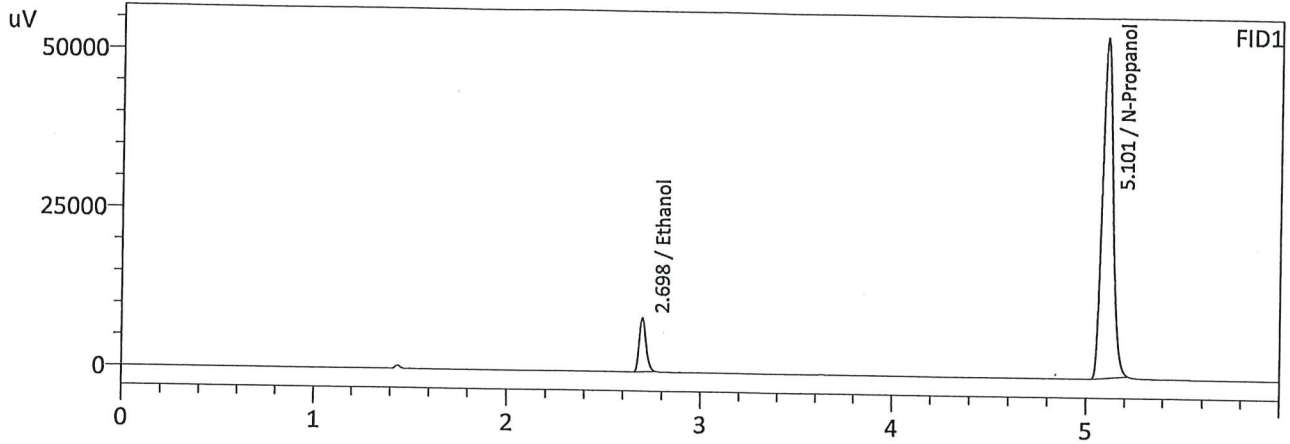


Name : Flour. Hydrocarbon(s)
Detector Name: FID2
Function : $f(x)=0*x+0$
R² value= 0
FitType: Linear
ZeroThrough: Not Through

#	Conc.	Area	Std. Conc.
---	-------	------	------------

68

Sample Name : 0.050
 Laboratory : Meridian
 Injection Date : 11/27/2024 10:46:48 AM
 Vial # : 1
 Method Filename : Default Project - ALCOHOL_241127.gcm
 Instrument #GC/HS : C12255750548 / C12595800409



FID1

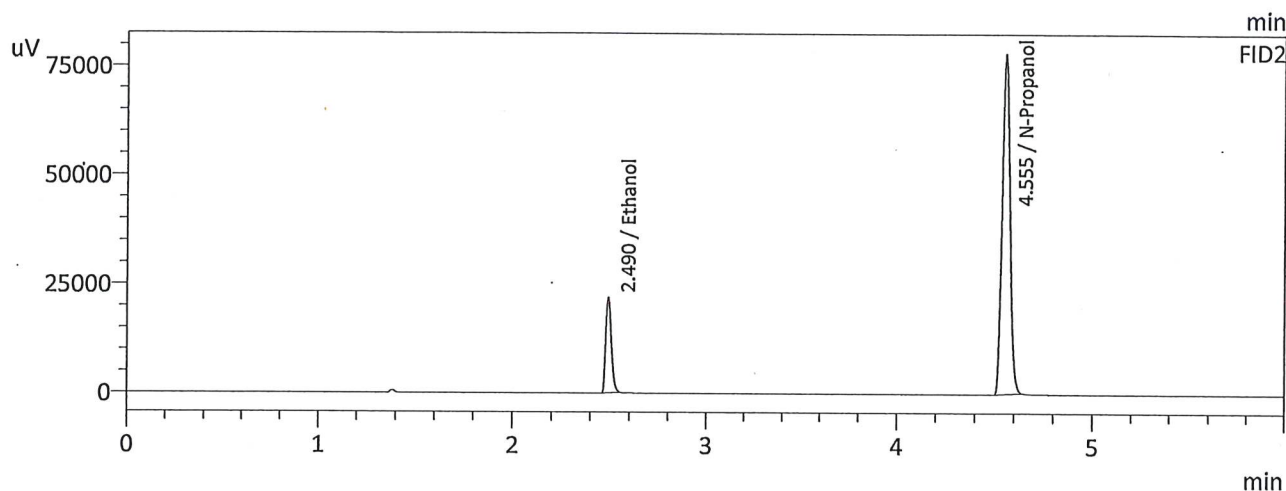
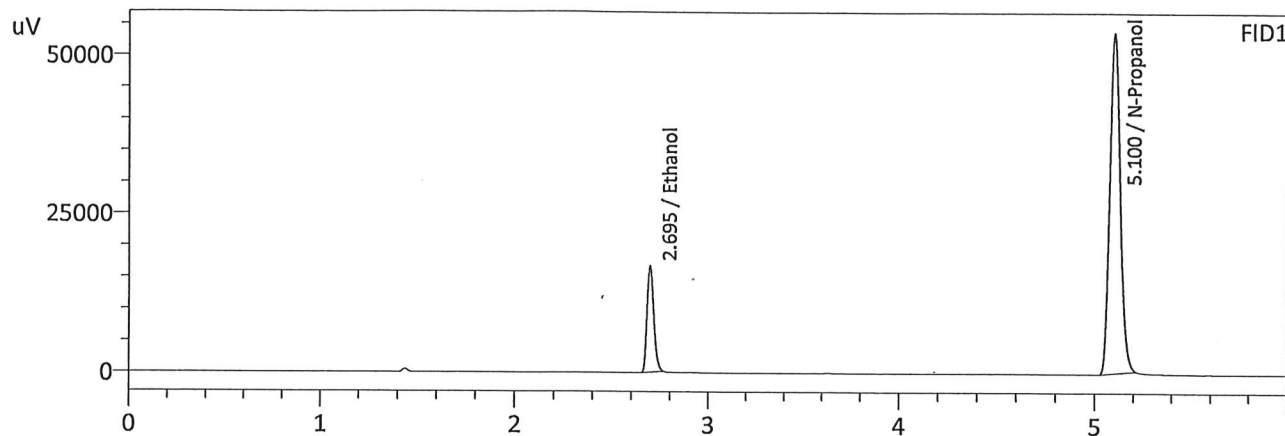
Name	Conc.	Area	Unit
Methanol	--	--	g/100cc
Ethanol	0.0542	20468	g/100cc
Isopropyl Alcohol	--	--	g/100cc
Acetone	--	--	g/100cc
N-Propanol	0.0000	203011	g/100cc
Fluor. Hydrocarbon(s)	--	--	g/100cc

FID2

Name	Conc.	Area	Unit
Methanol	--	--	g/100cc
Ethanol	0.0541	21794	g/100cc
Acetone	--	--	g/100cc
Isopropyl Alcohol	--	--	g/100cc
N-Propanol	0.0000	217064	g/100cc
Flour. Hydrocarbon(s)	--	--	g/100cc

Handwritten signature or initials.

Sample Name : 0.100
 Laboratory : Meridian
 Injection Date : 11/27/2024 10:59:32 AM
 Vial # : 2
 Method Filename : Default Project - ALCOHOL_241127.gcm
 Instrument #GC/HS : C12255750548 / C12595800409



FID1

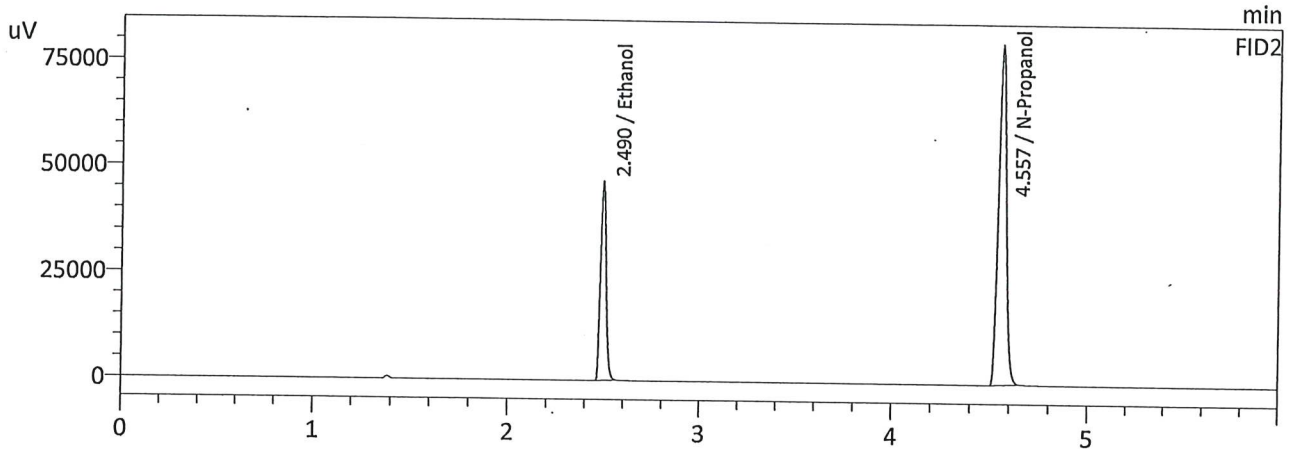
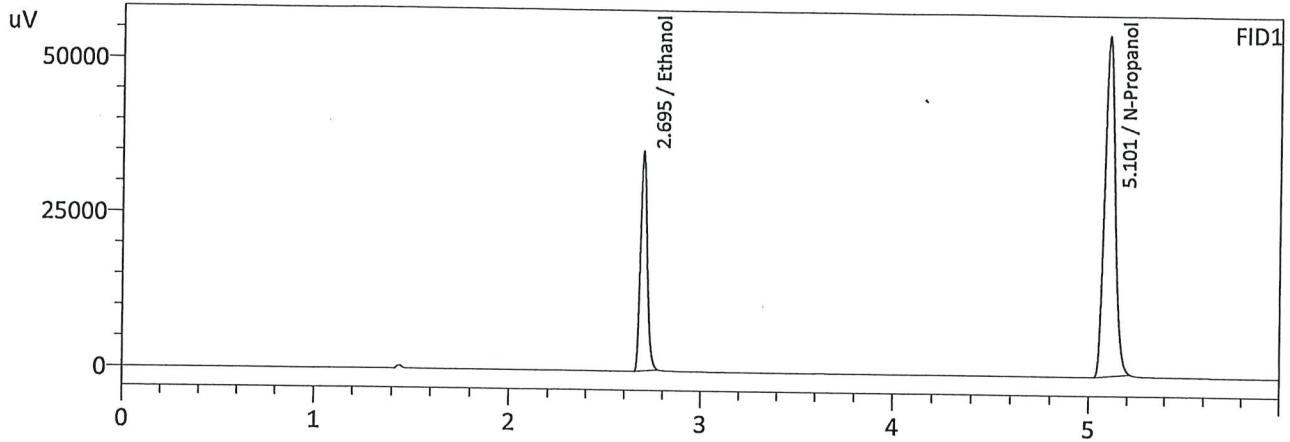
Name	Conc.	Area	Unit
Methanol	--	--	g/100cc
Ethanol	0.0996	40459	g/100cc
Isopropyl Alcohol	--	--	g/100cc
Acetone	--	--	g/100cc
N-Propanol	0.0000	202833	g/100cc
Fluor. Hydrocarbon(s)	--	--	g/100cc

FID2

Name	Conc.	Area	Unit
Methanol	--	--	g/100cc
Ethanol	0.0994	43093	g/100cc
Acetone	--	--	g/100cc
Isopropyl Alcohol	--	--	g/100cc
N-Propanol	0.0000	216428	g/100cc
Fluor. Hydrocarbon(s)	--	--	g/100cc

Handwritten signature or mark.

Sample Name : 0.200
 Laboratory : Meridian
 Injection Date : 11/27/2024 11:11:43 AM
 Vial # : 3
 Method Filename : Default Project - ALCOHOL_241127.gcm
 Instrument #GC/HS : C12255750548 / C12595800409



FID1

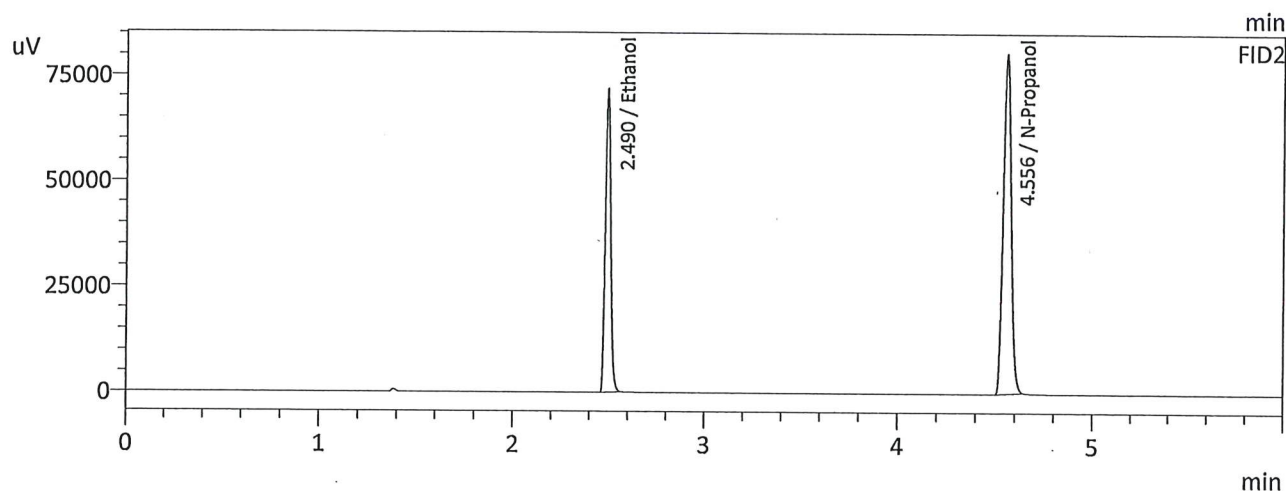
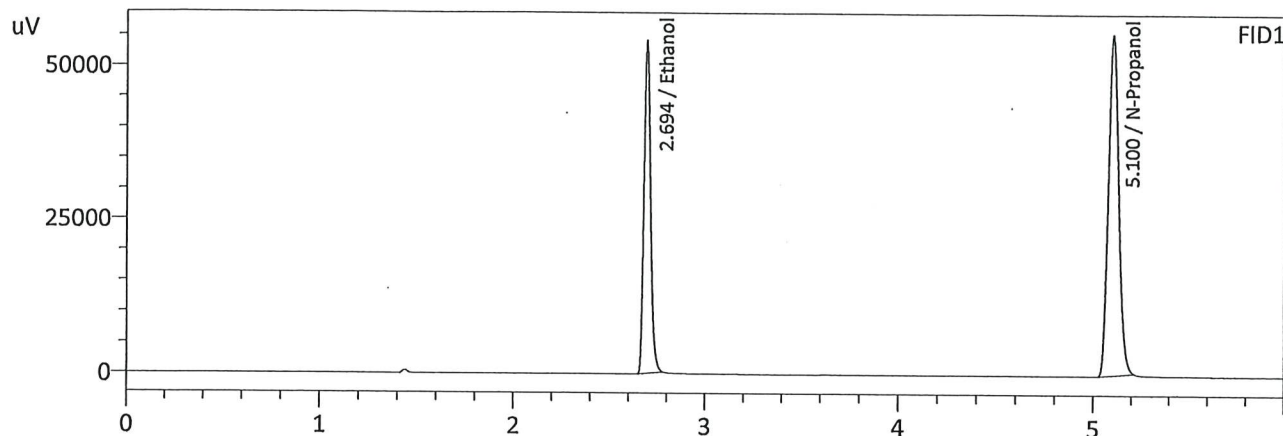
Name	Conc.	Area	Unit
Methanol	--	--	g/100cc
Ethanol	0.1973	85805	g/100cc
Isopropyl Alcohol	--	--	g/100cc
Acetone	--	--	g/100cc
N-Propanol	0.0000	208192	g/100cc
Fluor. Hydrocarbon(s)	--	--	g/100cc

FID2

Name	Conc.	Area	Unit
Methanol	--	--	g/100cc
Ethanol	0.1975	91749	g/100cc
Acetone	--	--	g/100cc
Isopropyl Alcohol	--	--	g/100cc
N-Propanol	0.0000	222083	g/100cc
Flour. Hydrocarbon(s)	--	--	g/100cc

W

Sample Name : 0.300
 Laboratory : Meridian
 Injection Date : 11/27/2024 11:24:01 AM
 Vial # : 4
 Method Filename : Default Project - ALCOHOL_241127.gcm
 Instrument #GC/HS : C12255750548 / C12595800409



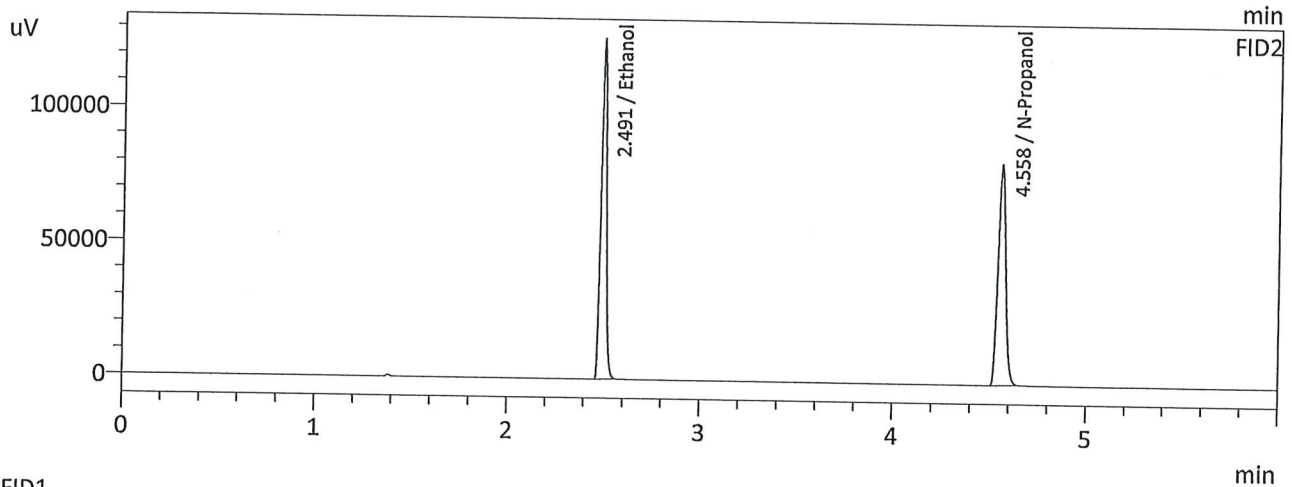
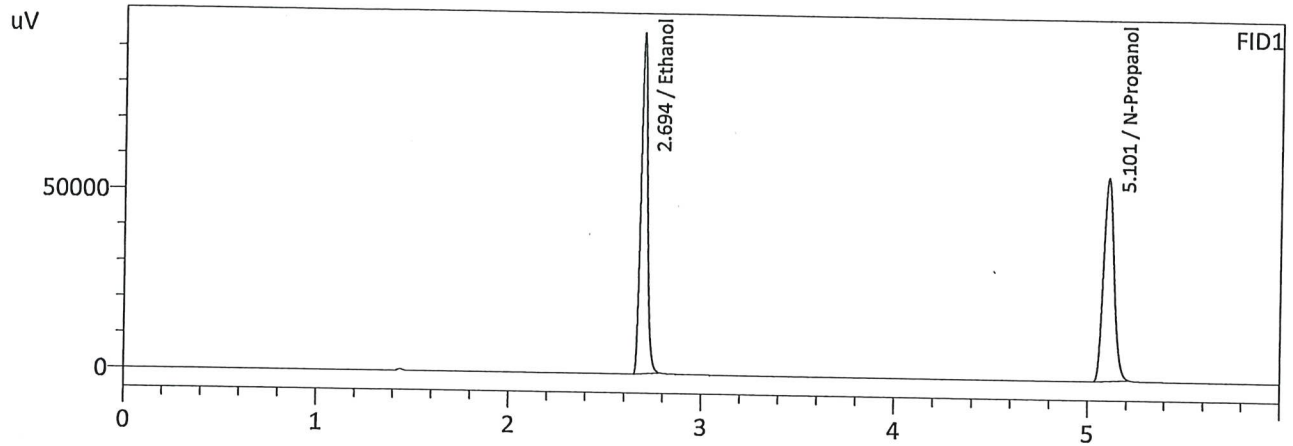
FID1

Name	Conc.	Area	Unit
Methanol	--	--	g/100cc
Ethanol	0.2951	130718	g/100cc
Isopropyl Alcohol	--	--	g/100cc
Acetone	--	--	g/100cc
N-Propanol	0.0000	209105	g/100cc
Fluor. Hydrocarbon(s)	--	--	g/100cc

FID2

Name	Conc.	Area	Unit
Methanol	--	--	g/100cc
Ethanol	0.2955	139655	g/100cc
Acetone	--	--	g/100cc
Isopropyl Alcohol	--	--	g/100cc
N-Propanol	0.0000	222768	g/100cc
Fluor. Hydrocarbon(s)	--	--	g/100cc

Sample Name : 0.500
 Laboratory : Meridian
 Injection Date : 11/27/2024 11:36:43 AM
 Vial # : 5
 Method Filename : Default Project - ALCOHOL_241127.gcm
 Instrument #GC/HS : C12255750548 / C12595800409



FID1

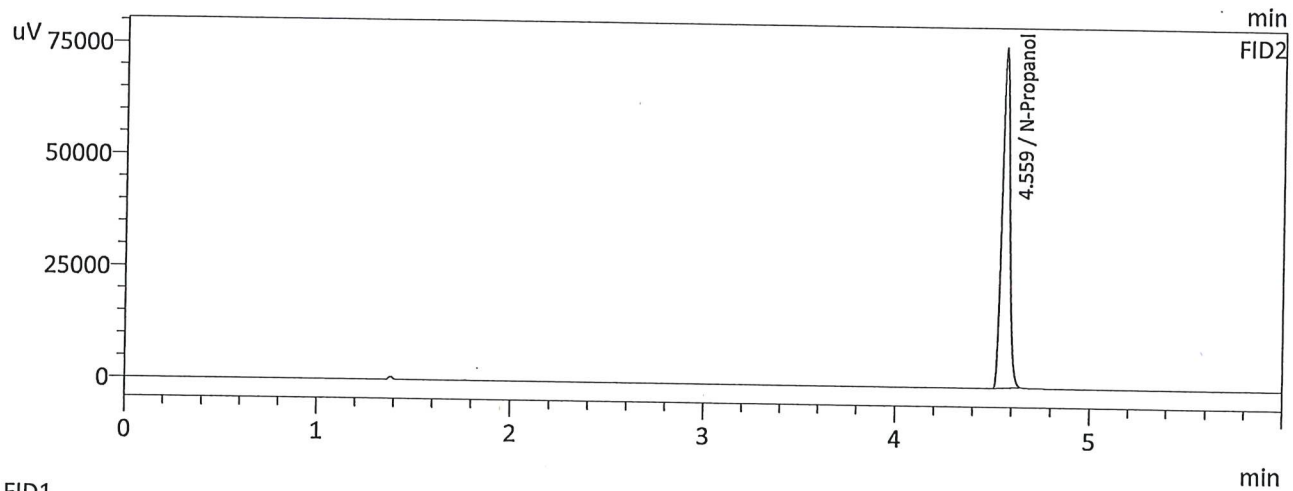
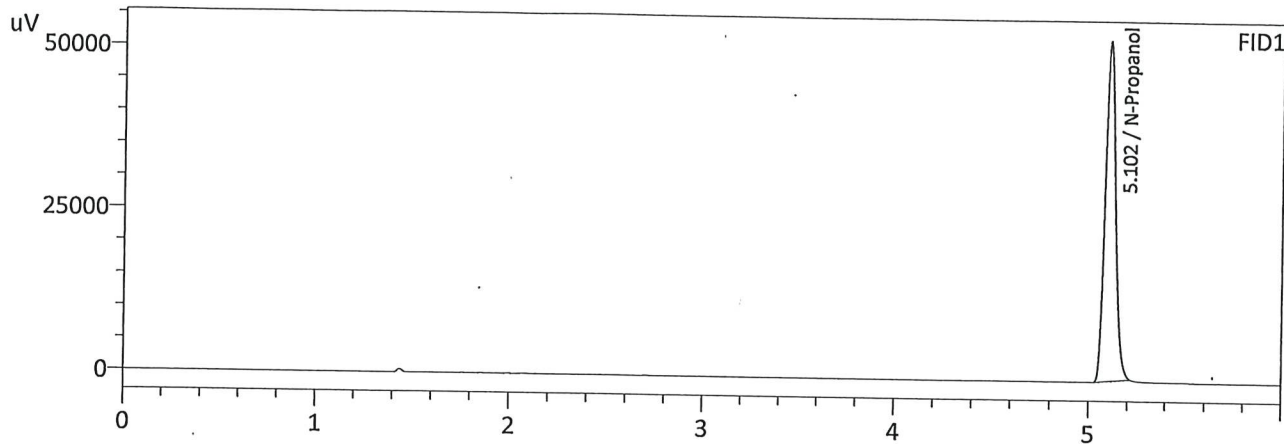
Name	Conc.	Area	Unit
Methanol	--	--	g/100cc
Ethanol	0.5036	229854	g/100cc
Isopropyl Alcohol	--	--	g/100cc
Acetone	--	--	g/100cc
N-Propanol	0.0000	213018	g/100cc
Fluor. Hydrocarbon(s)	--	--	g/100cc

FID2

Name	Conc.	Area	Unit
Methanol	--	--	g/100cc
Ethanol	0.5033	245243	g/100cc
Acetone	--	--	g/100cc
Isopropyl Alcohol	--	--	g/100cc
N-Propanol	0.0000	227012	g/100cc
Flour. Hydrocarbon(s)	--	--	g/100cc

Handwritten signature

Sample Name : INT STD BLK
 Laboratory : Meridian
 Injection Date : 11/27/2024 11:48:51 AM
 Vial # : 6
 Method Filename : Default Project - ALCOHOL_241127.gcm
 Instrument #GC/HS : C12255750548 / C12595800409



FID1

Name	Conc.	Area	Unit
Methanol	--	--	g/100cc
Ethanol	--	--	g/100cc
Isopropyl Alcohol	--	--	g/100cc
Acetone	--	--	g/100cc
N-Propanol	0.0000	197431	g/100cc
Fluor. Hydrocarbon(s)	--	--	g/100cc

FID2

Name	Conc.	Area	Unit
Methanol	--	--	g/100cc
Ethanol	--	--	g/100cc
Acetone	--	--	g/100cc
Isopropyl Alcohol	--	--	g/100cc
N-Propanol	0.0000	210752	g/100cc
Flour. Hydrocarbon(s)	--	--	g/100cc

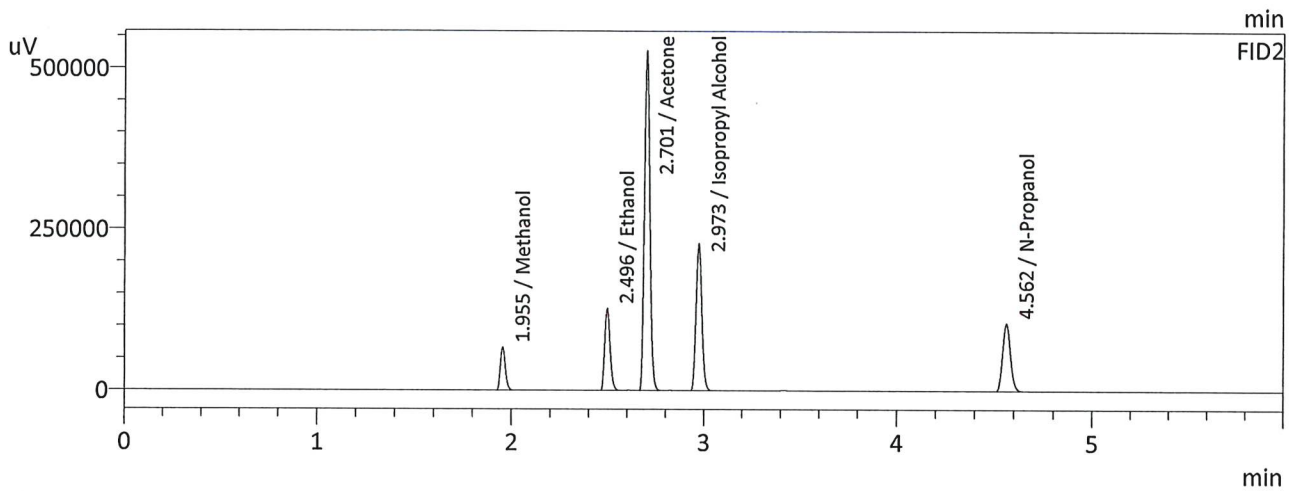
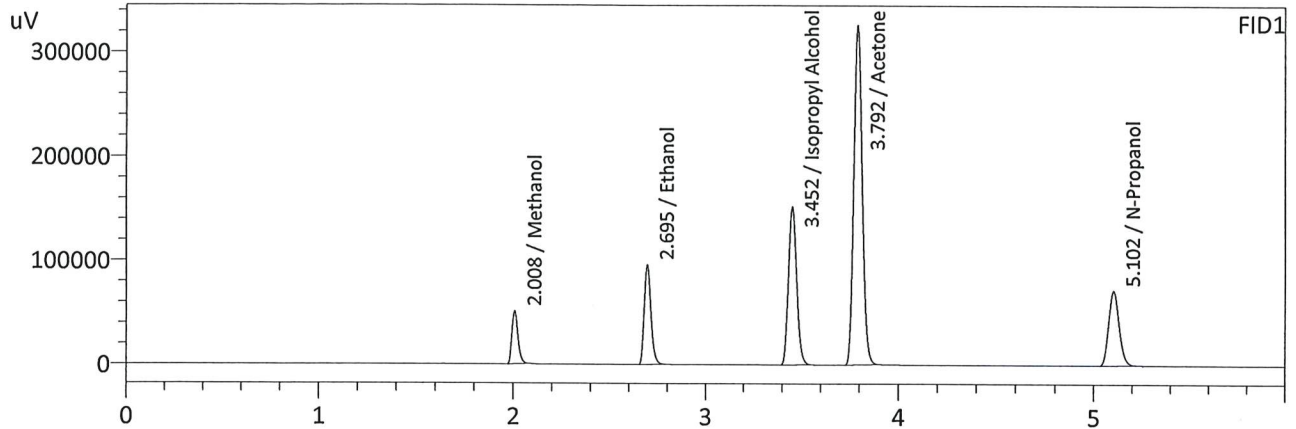
W

Meridian Blood Alcohol Analysis Batch Table

Shimadzu GC-2030 Serial #C12255750548
 Shimadzu HS-20 Serial #C12595800409
 Lab Solutions Database Software Ver. 6.111
 Copyright (C) 2008-2020 Shimadzu Corporation

Vial#	Sample Name	Sample Type	Level#	Method File
1	INT STD BLK 1	0:Unknown	0	ALCOHOL 241127.gcm
2	ED VOLATILES FN 0604	0:Unknown	1	ALCOHOL 241127.gcm
3	QC-1-1	0:Unknown	0	ALCOHOL 241127.gcm
4	QC-1-1-B	0:Unknown	0	ALCOHOL 241127.gcm
5	0.08 QA	0:Unknown	0	ALCOHOL 241127.gcm
6	0.08 QA	0:Unknown	0	ALCOHOL 241127.gcm
7	M2024-5056-1	0:Unknown	0	ALCOHOL 241127.gcm
8	M2024-5056-1-B	0:Unknown	0	ALCOHOL 241127.gcm
9	M2024-5057-1	0:Unknown	0	ALCOHOL 241127.gcm
10	M2024-5057-1-B	0:Unknown	0	ALCOHOL 241127.gcm
11	M2024-5058-1	0:Unknown	0	ALCOHOL 241127.gcm
12	M2024-5058-1-B	0:Unknown	0	ALCOHOL 241127.gcm
13	M2024-5059-1	0:Unknown	0	ALCOHOL 241127.gcm
14	M2024-5059-1-B	0:Unknown	0	ALCOHOL 241127.gcm
15	M2024-5060-1	0:Unknown	0	ALCOHOL 241127.gcm
16	M2024-5060-1-B	0:Unknown	0	ALCOHOL 241127.gcm
17	M2024-5082-1	0:Unknown	0	ALCOHOL 241127.gcm
18	M2024-5082-1-B	0:Unknown	0	ALCOHOL 241127.gcm
19	M2024-5083-1	0:Unknown	0	ALCOHOL 241127.gcm
20	M2024-5083-1-B	0:Unknown	0	ALCOHOL 241127.gcm
21	M2024-5086-1	0:Unknown	0	ALCOHOL 241127.gcm
22	M2024-5086-1-B	0:Unknown	0	ALCOHOL 241127.gcm
23	M2024-5099-1	0:Unknown	0	ALCOHOL 241127.gcm
24	M2024-5099-1-B	0:Unknown	0	ALCOHOL 241127.gcm
25	QC-2-1	0:Unknown	0	ALCOHOL 241127.gcm
26	QC-2-1-B	0:Unknown	0	ALCOHOL 241127.gcm
27	M2024-5116-1	0:Unknown	0	ALCOHOL 241127.gcm
28	M2024-5116-1-B	0:Unknown	0	ALCOHOL 241127.gcm
29	M2024-5117-1	0:Unknown	0	ALCOHOL 241127.gcm
30	M2024-5117-1-B	0:Unknown	0	ALCOHOL 241127.gcm
31	M2024-5129-1	0:Unknown	0	ALCOHOL 241127.gcm
32	M2024-5129-1-B	0:Unknown	0	ALCOHOL 241127.gcm
33	M2024-5130-1	0:Unknown	0	ALCOHOL 241127.gcm
34	M2024-5130-1-B	0:Unknown	0	ALCOHOL 241127.gcm
35	M2024-5131-1	0:Unknown	0	ALCOHOL 241127.gcm
36	M2024-5131-1-B	0:Unknown	0	ALCOHOL 241127.gcm
37	M2024-5151-1	0:Unknown	0	ALCOHOL 241127.gcm
38	M2024-5151-1-B	0:Unknown	0	ALCOHOL 241127.gcm
39	M2024-5153-1	0:Unknown	0	ALCOHOL 241127.gcm
40	M2024-5153-1-B	0:Unknown	0	ALCOHOL 241127.gcm
41	M2024-5155-1	0:Unknown	0	ALCOHOL 241127.gcm
42	M2024-5155-1-B	0:Unknown	0	ALCOHOL 241127.gcm
43	M2024-5156-1	0:Unknown	0	ALCOHOL 241127.gcm
44	M2024-5156-1-B	0:Unknown	0	ALCOHOL 241127.gcm
45	M2024-5157-1	0:Unknown	0	ALCOHOL 241127.gcm
46	M2024-5157-1-B	0:Unknown	0	ALCOHOL 241127.gcm
47	QC1-2	0:Unknown	0	ALCOHOL 241127.gcm
48	QC1-2-B	0:Unknown	0	ALCOHOL 241127.gcm
49	QC2-2	0:Unknown	0	ALCOHOL 241127.gcm
50	QC2-2-B	0:Unknown	0	ALCOHOL 241127.gcm
51	INT STD BLK	0:Unknown	0	ALCOHOL 241127.gcm

Sample Name : MIXED VOLATILES FN 06041902
 Laboratory : Meridian
 Injection Date : 12/4/2024 11:53:16 AM
 Vial # : 2
 Method Filename : Default Project - ALCOHOL_241127.gcm
 Instrument #GC/HS : C12255750548 / C12595800409



FID1

Name	Conc.	Area	Unit
Methanol	0.0000	108870	g/100cc
Ethanol	0.4031	233371	g/100cc
Isopropyl Alcohol	0.0000	451237	g/100cc
Acetone	0.0000	975690	g/100cc
N-Propanol	0.0000	271292	g/100cc
Fluor. Hydrocarbon(s)	--	--	g/100cc

FID2

Name	Conc.	Area	Unit
Methanol	0.0000	119328	g/100cc
Ethanol	0.4038	248856	g/100cc
Acetone	0.0000	1037481	g/100cc
Isopropyl Alcohol	0.0000	475551	g/100cc
N-Propanol	0.0000	288311	g/100cc
Flour. Hydrocarbon(s)	--	--	g/100cc

W

VOLATILES DETERMINATION CASEFILE WORKSHEET

VOLATILES DETERMINATION CASEFILE WORKSHEET

Laboratory No: 0.08 QA

Analysis Date(s): 12/4/2024 12:30:19 PM(-07:00)

	Column 1 FID A	Column 2 FID B	Column Precision	Mean Value	Sample A-B Difference	Over-all Mean
Sample Results	0.0845	0.0844	0.0001	0.0844	0.0012	0.0838
(g/100cc)	0.0832	0.0833	0.0001	0.0832		

Analysis Method

Refer to Blood Alcohol Method #1

Instrument Information

Instrument information is stored centrally.

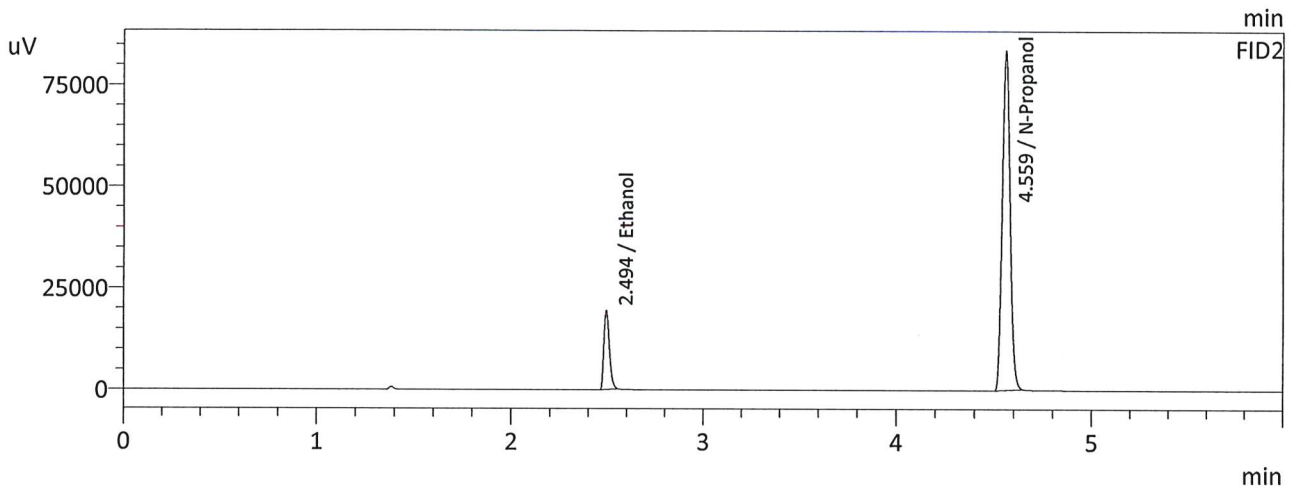
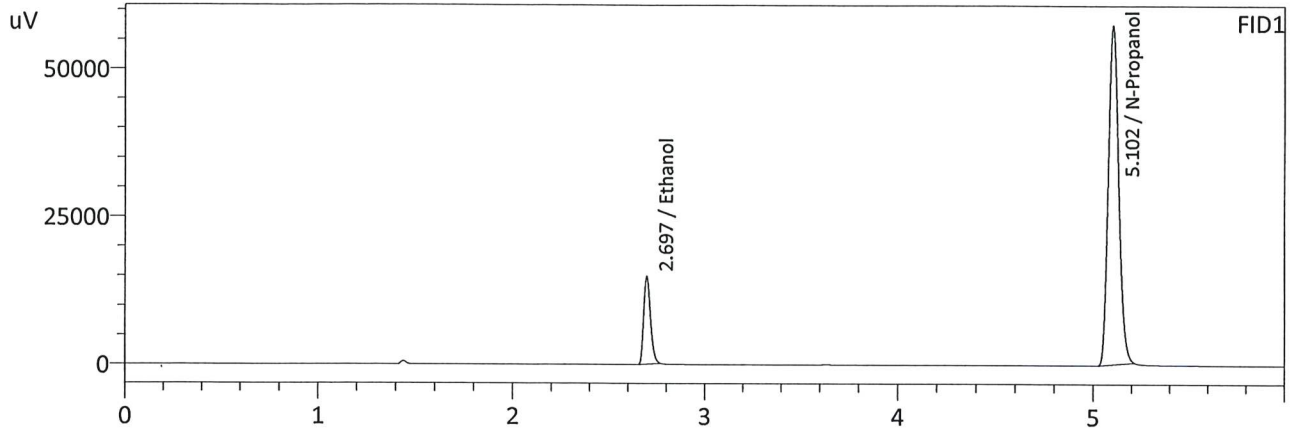
Refer To Instrument Method: ALCOHOL_241127.gcm

Reporting of Results	Uncertainty of Measurements (UM%):		5.00%
Overall Mean (g/100cc)	Low	High	5 % of Mean
0.083	0.078	0.088	0.005

	Reported Results
	0.083

Calibration and control data are stored centrally.

Sample Name : 0.08 QA
 Laboratory : Meridian
 Injection Date : 12/4/2024 12:30:19 PM
 Vial # : 5
 Method Filename : Default Project - ALCOHOL_241127.gcm
 Instrument #GC/HS : C12255750548 / C12595800409



FID1

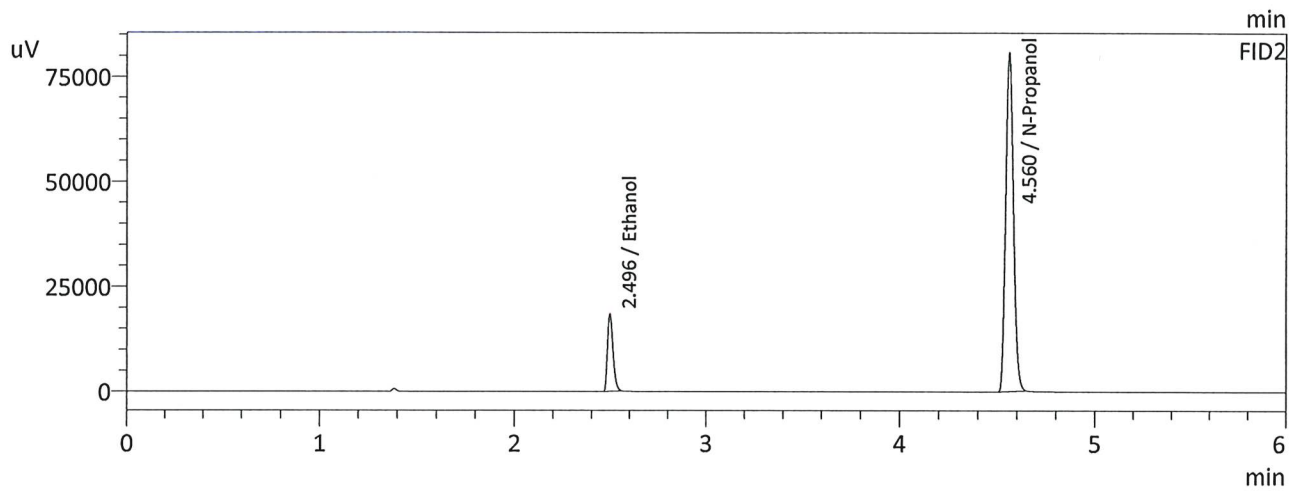
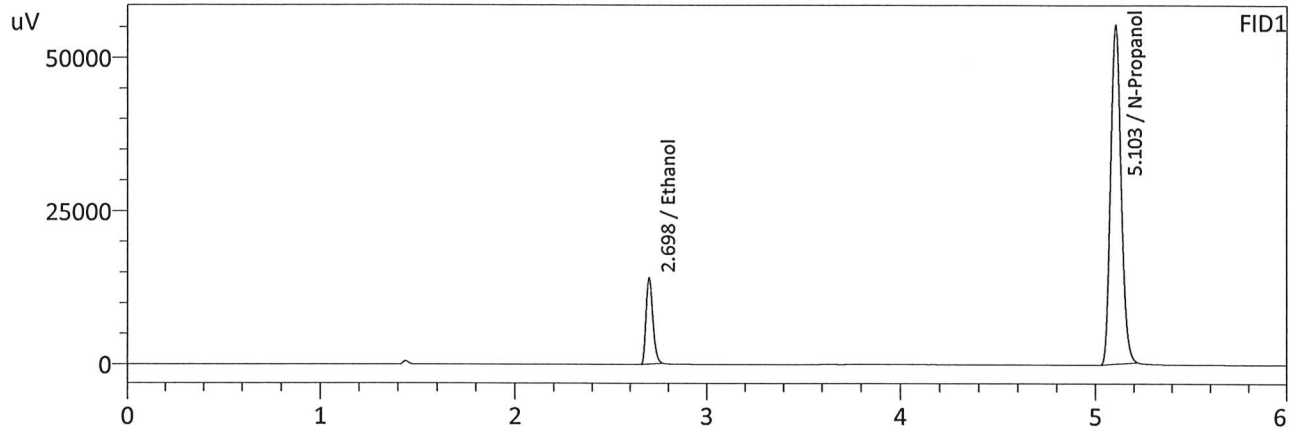
Name	Conc.	Area	Unit
Methanol	--	--	g/100cc
Ethanol	0.0845	36127	g/100cc
Isopropyl Alcohol	--	--	g/100cc
Acetone	--	--	g/100cc
N-Propanol	0.0000	216807	g/100cc
Fluor. Hydrocarbon(s)	--	--	g/100cc

FID2

Name	Conc.	Area	Unit
Methanol	--	--	g/100cc
Ethanol	0.0844	38530	g/100cc
Acetone	--	--	g/100cc
Isopropyl Alcohol	--	--	g/100cc
N-Propanol	0.0000	231305	g/100cc
Flour. Hydrocarbon(s)	--	--	g/100cc

W

Sample Name : 0.08 QA
 Laboratory : Meridian
 Injection Date : 12/4/2024 12:42:29 PM
 Vial # : 6
 Method Filename : Default Project - ALCOHOL_241127.gcm
 Instrument #GC/HS : C12255750548 / C12595800409



FID1

Name	Conc.	Area	Unit
Methanol	--	--	g/100cc
Ethanol	0.0832	34436	g/100cc
Isopropyl Alcohol	--	--	g/100cc
Acetone	--	--	g/100cc
N-Propanol	0.0000	210186	g/100cc
Fluor. Hydrocarbon(s)	--	--	g/100cc

FID2

Name	Conc.	Area	Unit
Methanol	--	--	g/100cc
Ethanol	0.0833	36718	g/100cc
Acetone	--	--	g/100cc
Isopropyl Alcohol	--	--	g/100cc
N-Propanol	0.0000	223773	g/100cc
Flour. Hydrocarbon(s)	--	--	g/100cc

W

VOLATILES DETERMINATION CASEFILE WORKSHEET

VOLATILES DETERMINATION CASEFILE WORKSHEET

Laboratory No: QC-1-1

Analysis Date(s): 12/4/2024 12:05:27 PM(-07:00)

	Column 1 FID A	Column 2 FID B	Column Precision	Mean Value	Sample A-B Difference	Over-all Mean
Sample Results	0.0815	0.0814	0.0001	0.0814	0.0030	0.0829
(g/100cc)	0.0844	0.0845	0.0001	0.0844		

Analysis Method

Refer to Blood Alcohol Method #1

Instrument Information

Instrument information is stored centrally.

Refer To Instrument Method: ALCOHOL_241127.gcm

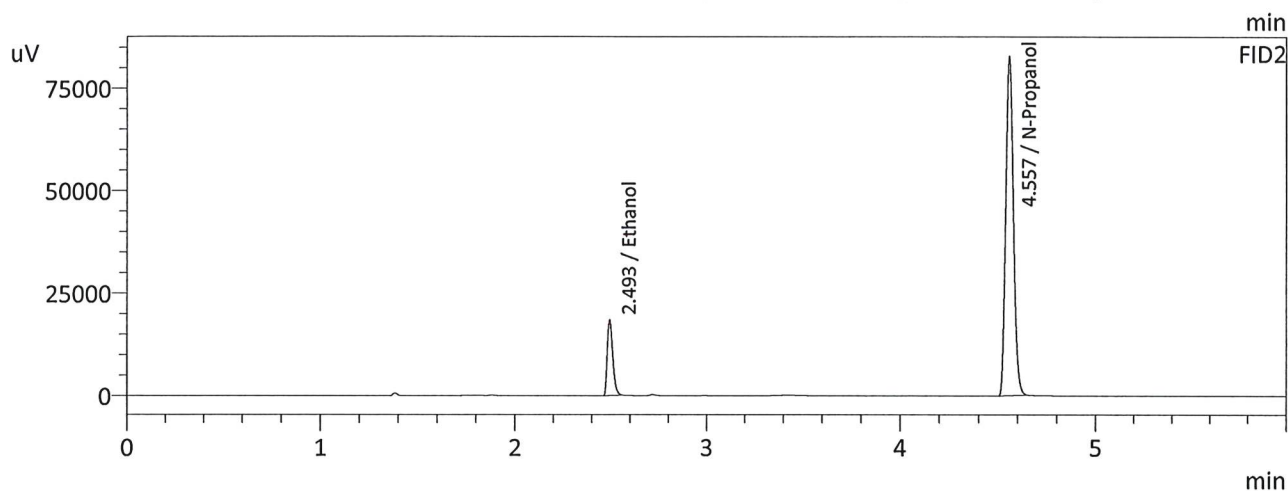
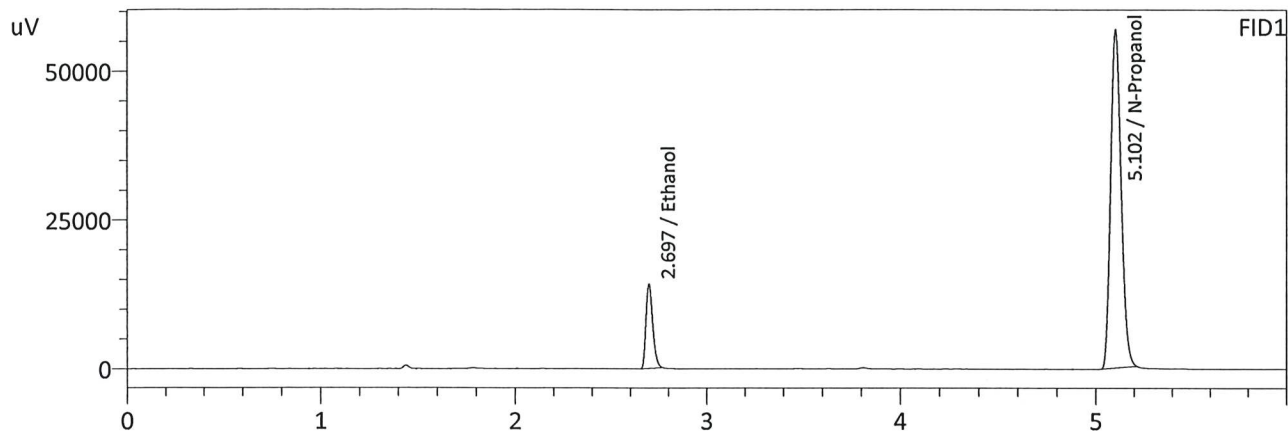
Reporting of Results	Uncertainty of Measurements (UM%):		5.00%
Overall Mean (g/100cc)	Low	High	5 % of Mean
0.082	0.077	0.087	0.005

Reported Results	
0.082	

Calibration and control data are stored centrally.

W

Sample Name : QC-1-1
 Laboratory : Meridian
 Injection Date : 12/4/2024 12:05:27 PM
 Vial # : 3
 Method Filename : Default Project - ALCOHOL_241127.gcm
 Instrument #GC/HS : C12255750548 / C12595800409



FID1

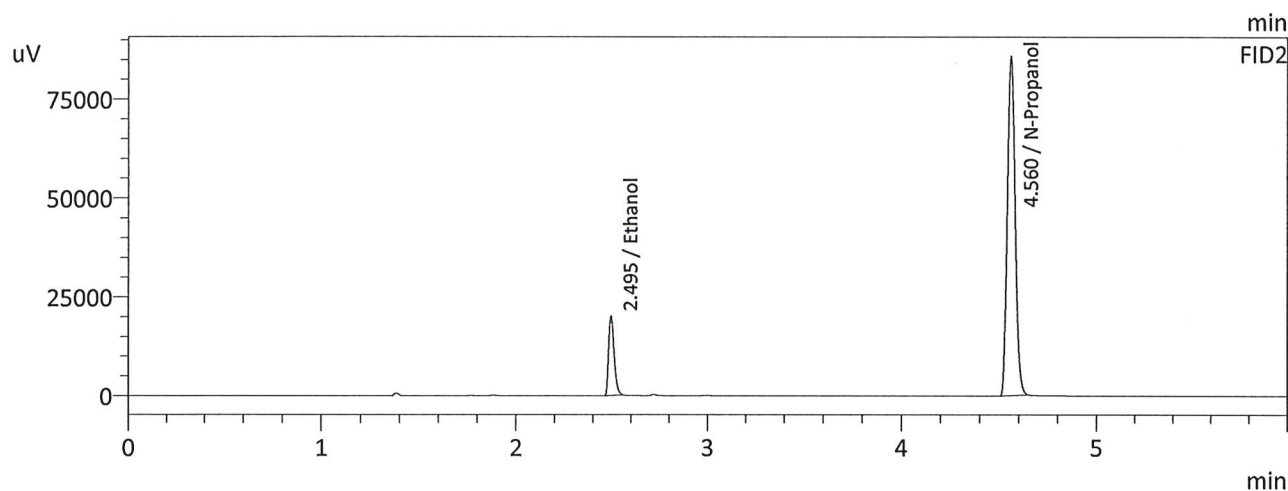
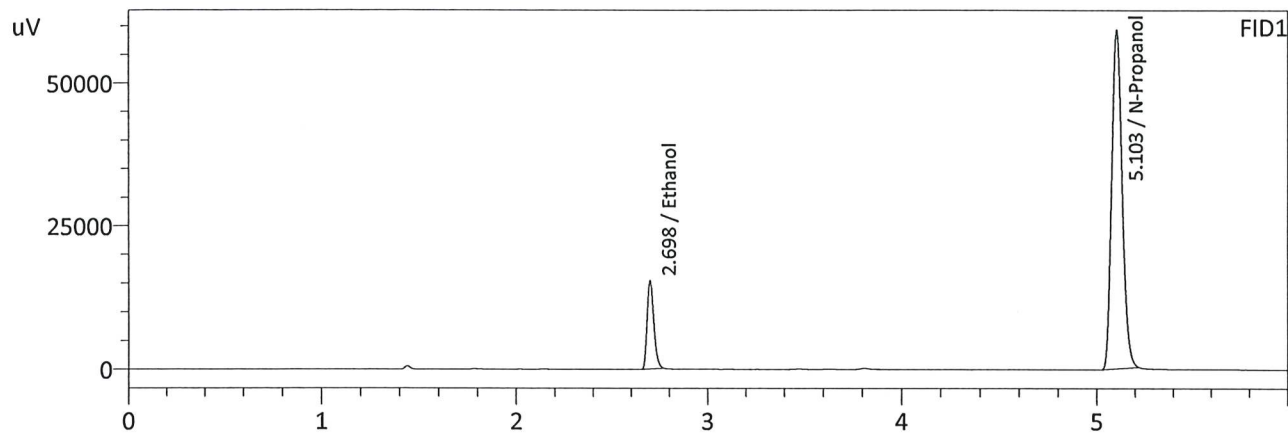
Name	Conc.	Area	Unit
Methanol	--	--	g/100cc
Ethanol	0.0815	34413	g/100cc
Isopropyl Alcohol	--	--	g/100cc
Acetone	--	--	g/100cc
N-Propanol	0.0000	214761	g/100cc
Fluor. Hydrocarbon(s)	--	--	g/100cc

FID2

Name	Conc.	Area	Unit
Methanol	--	--	g/100cc
Ethanol	0.0814	36663	g/100cc
Acetone	--	--	g/100cc
Isopropyl Alcohol	--	--	g/100cc
N-Propanol	0.0000	229358	g/100cc
Flour. Hydrocarbon(s)	--	--	g/100cc

W

Sample Name : QC-1-1-B
 Laboratory : Meridian
 Injection Date : 12/4/2024 12:17:51 PM
 Vial # : 4
 Method Filename : Default Project - ALCOHOL_241127.gcm
 Instrument #GC/HS : C12255750548 / C12595800409



FID1

Name	Conc.	Area	Unit
Methanol	--	--	g/100cc
Ethanol	0.0844	37306	g/100cc
Isopropyl Alcohol	--	--	g/100cc
Acetone	--	--	g/100cc
N-Propanol	0.0000	224253	g/100cc
Fluor. Hydrocarbon(s)	--	--	g/100cc

FID2

Name	Conc.	Area	Unit
Methanol	--	--	g/100cc
Ethanol	0.0845	39782	g/100cc
Acetone	--	--	g/100cc
Isopropyl Alcohol	--	--	g/100cc
N-Propanol	0.0000	238659	g/100cc
Flour. Hydrocarbon(s)	--	--	g/100cc

W

VOLATILES DETERMINATION CASEFILE WORKSHEET

VOLATILES DETERMINATION CASEFILE WORKSHEET

Laboratory No: QC1-2

Analysis Date(s): 12/4/2024 9:08:09 PM(-07:00)

	Column 1 FID A	Column 2 FID B	Column Precision	Mean Value	Sample A-B Difference	Over-all Mean
Sample Results	0.0872	0.0870	0.0002	0.0871	0.0020	0.0861
(g/100cc)	0.0851	0.0851	0.0000	0.0851		

Analysis Method

Refer to Blood Alcohol Method #1

Instrument Information

Instrument information is stored centrally.

Refer To Instrument Method: ALCOHOL_241127.gcm

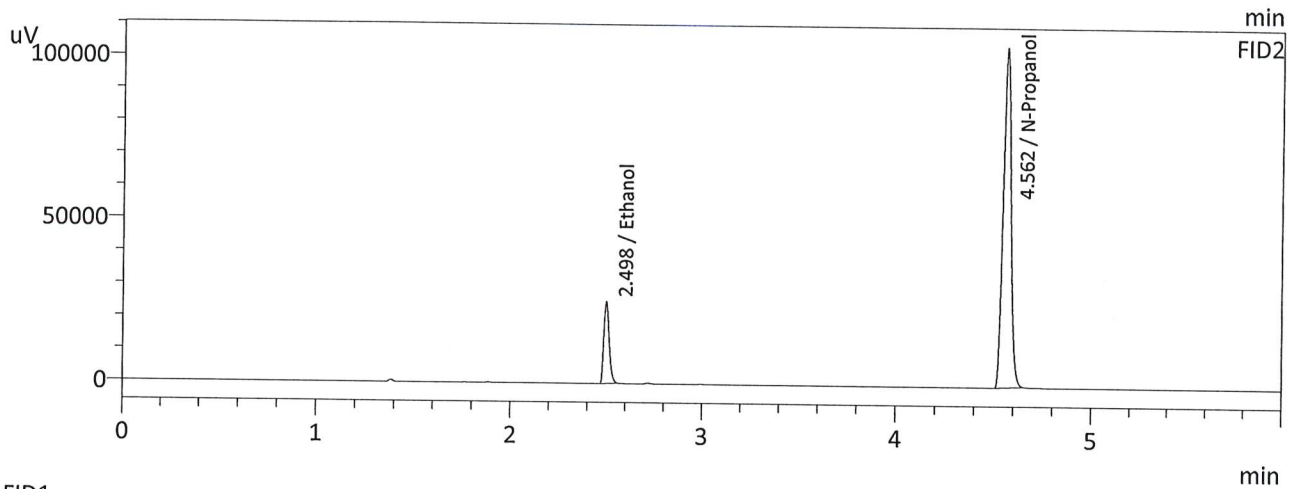
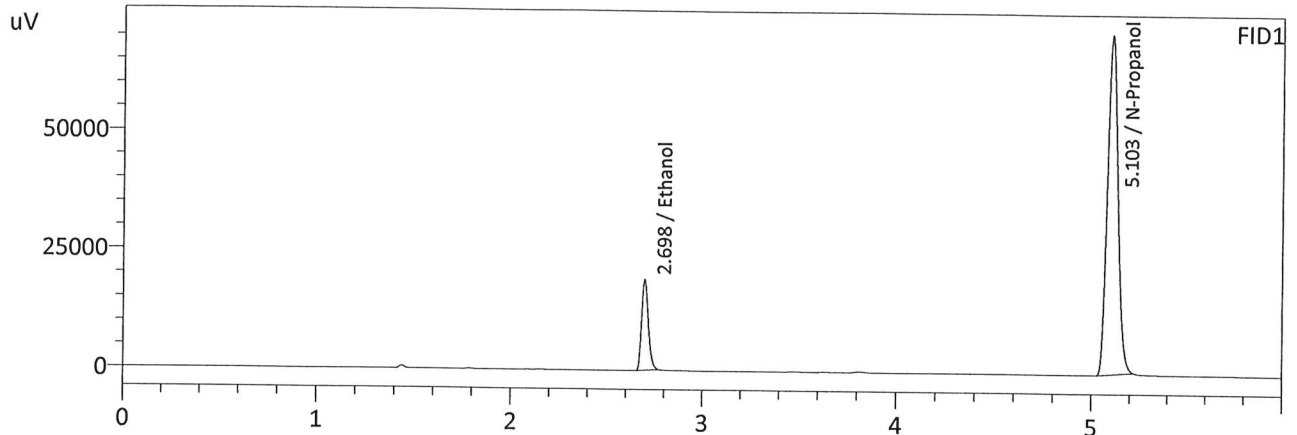
Reporting of Results	Uncertainty of Measurements (UM%):		5.00%
Overall Mean (g/100cc)	Low	High	5 % of Mean
0.086	0.081	0.091	0.005

Reported Results	
0.086	

Calibration and control data are stored centrally.

W

Sample Name : QC1-2
 Laboratory : Meridian
 Injection Date : 12/4/2024 9:08:09 PM
 Vial # : 47
 Method Filename : Default Project - ALCOHOL_241127.gcm
 Instrument #GC/HS : C12255750548 / C12595800409



FID1

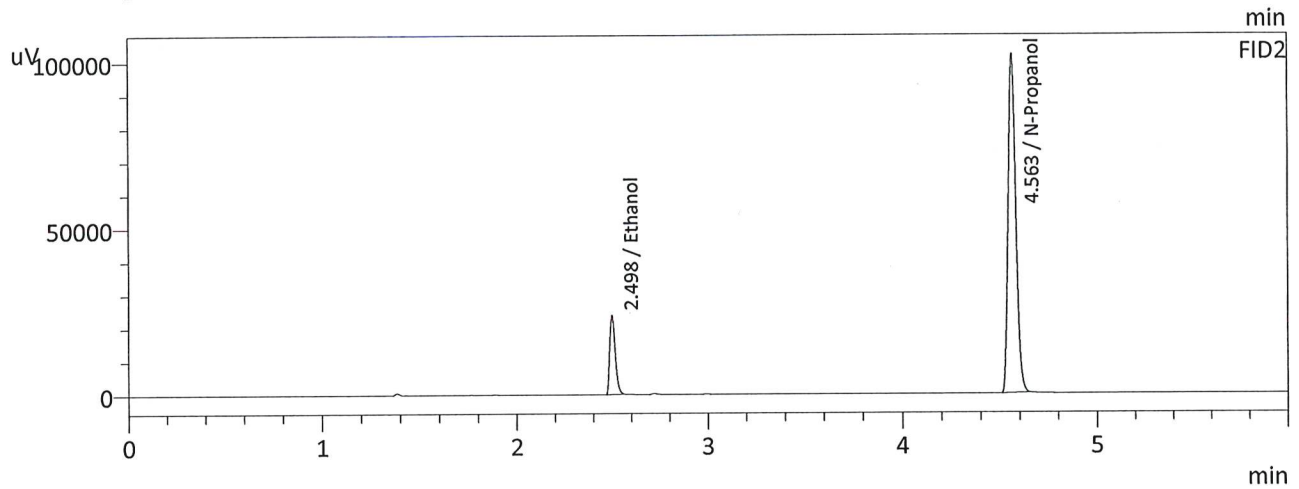
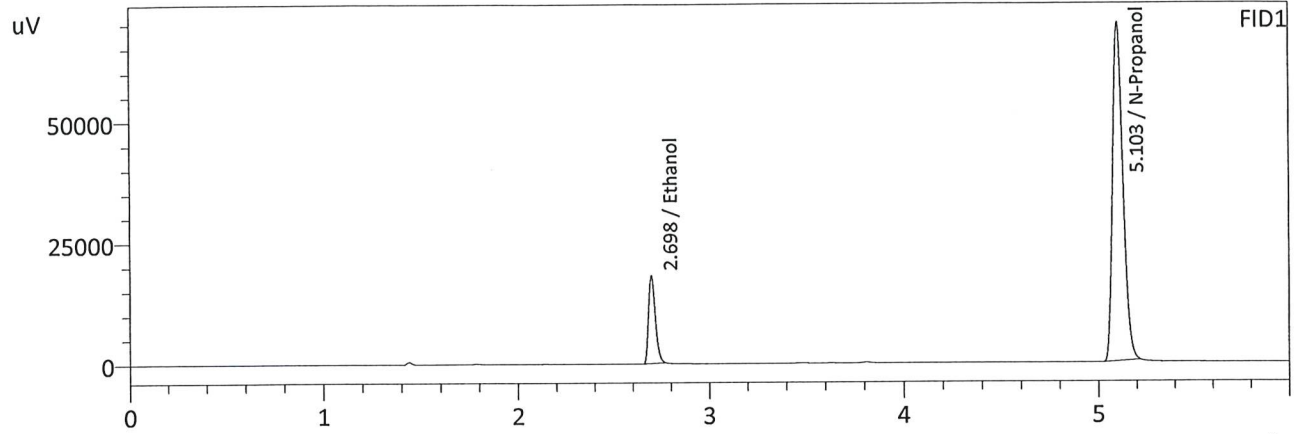
Name	Conc.	Area	Unit
Methanol	--	--	g/100cc
Ethanol	0.0872	46627	g/100cc
Isopropyl Alcohol	--	--	g/100cc
Acetone	--	--	g/100cc
N-Propanol	0.0000	270132	g/100cc
Flour. Hydrocarbon(s)	--	--	g/100cc

FID2

Name	Conc.	Area	Unit
Methanol	--	--	g/100cc
Ethanol	0.0870	49715	g/100cc
Acetone	--	--	g/100cc
Isopropyl Alcohol	--	--	g/100cc
N-Propanol	0.0000	288721	g/100cc
Flour. Hydrocarbon(s)	--	--	g/100cc

W

Sample Name : QC1-2-B
 Laboratory : Meridian
 Injection Date : 12/4/2024 9:20:30 PM
 Vial # : 48
 Method Filename : Default Project - ALCOHOL_241127.gcm
 Instrument #GC/HS : C12255750548 / C12595800409



FID1

Name	Conc.	Area	Unit
Methanol	--	--	g/100cc
Ethanol	0.0851	44293	g/100cc
Isopropyl Alcohol	--	--	g/100cc
Acetone	--	--	g/100cc
N-Propanol	0.0000	263772	g/100cc
Fluor. Hydrocarbon(s)	--	--	g/100cc

FID2

Name	Conc.	Area	Unit
Methanol	--	--	g/100cc
Ethanol	0.0851	47330	g/100cc
Acetone	--	--	g/100cc
Isopropyl Alcohol	--	--	g/100cc
N-Propanol	0.0000	281851	g/100cc
Flour. Hydrocarbon(s)	--	--	g/100cc

W

VOLATILES DETERMINATION CASEFILE WORKSHEET

VOLATILES DETERMINATION CASEFILE WORKSHEET

Laboratory No: QC-2-1			Analysis Date(s): 12/4/2024 4:37:17 PM(-07:00)			
	Column 1 FID A	Column 2 FID B	Column Precision	Mean Value	Sample A-B Difference	Over-all Mean
Sample Results	0.2067	0.2073	0.0006	0.2070	0.0015	0.2062
(g/100cc)	0.2053	0.2057	0.0004	0.2055		

Analysis Method

Refer to Blood Alcohol Method #1

Instrument Information

Instrument information is stored centrally.

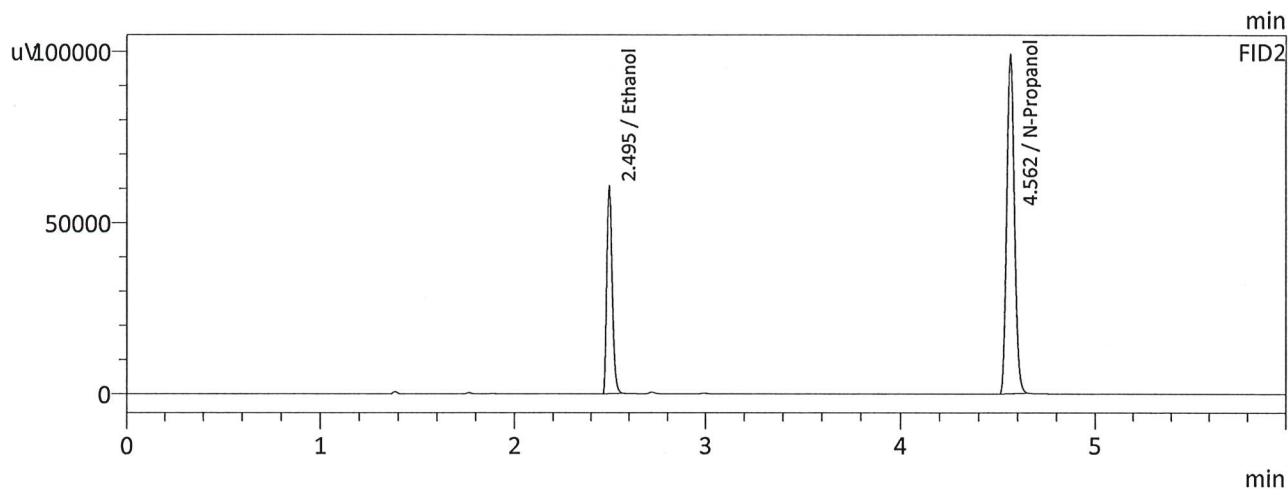
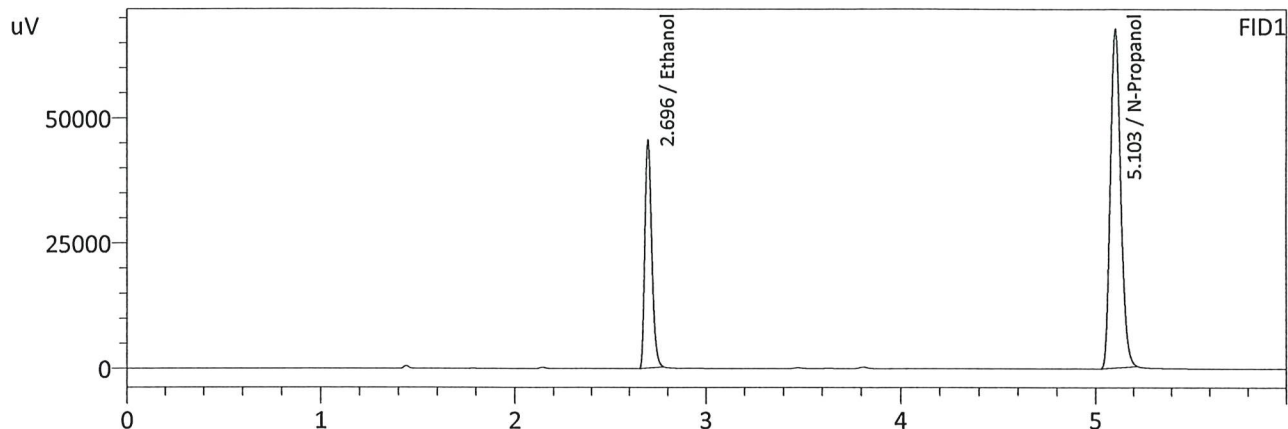
Refer To Instrument Method: ALCOHOL_241127.gcm

Reporting of Results	Uncertainty of Measurements (UM%): 5.00%		
Overall Mean (g/100cc)	Low	High	5 % of Mean
0.206	0.195	0.217	0.011

Reported Results	
0.206	

Calibration and control data are stored centrally.

Sample Name : QC-2-1
 Laboratory : Meridian
 Injection Date : 12/4/2024 4:37:17 PM
 Vial # : 25
 Method Filename : Default Project - ALCOHOL_241127.gcm
 Instrument #GC/HS : C12255750548 / C12595800409



FID1

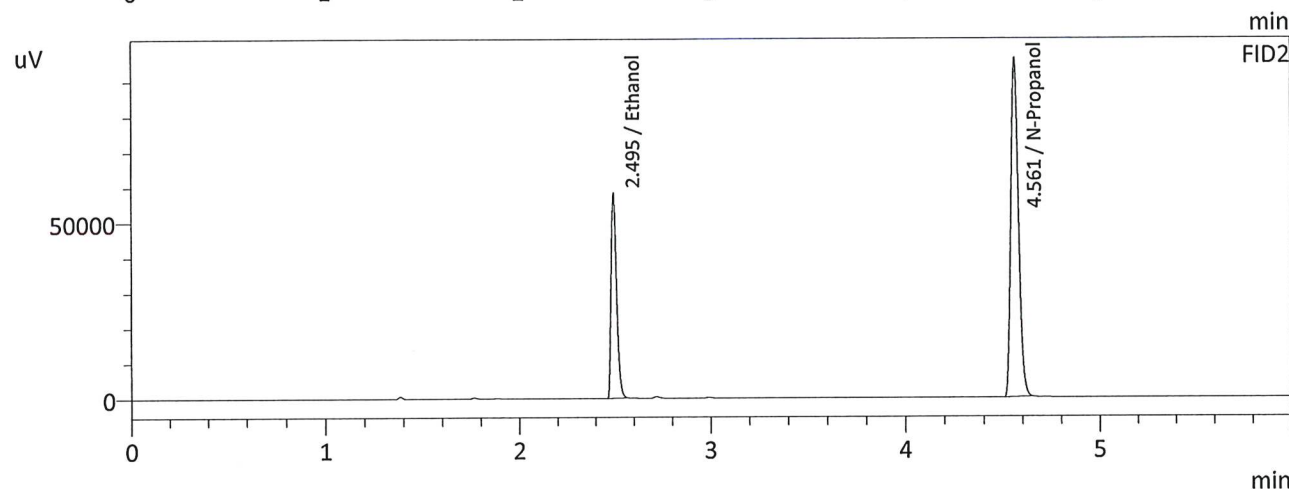
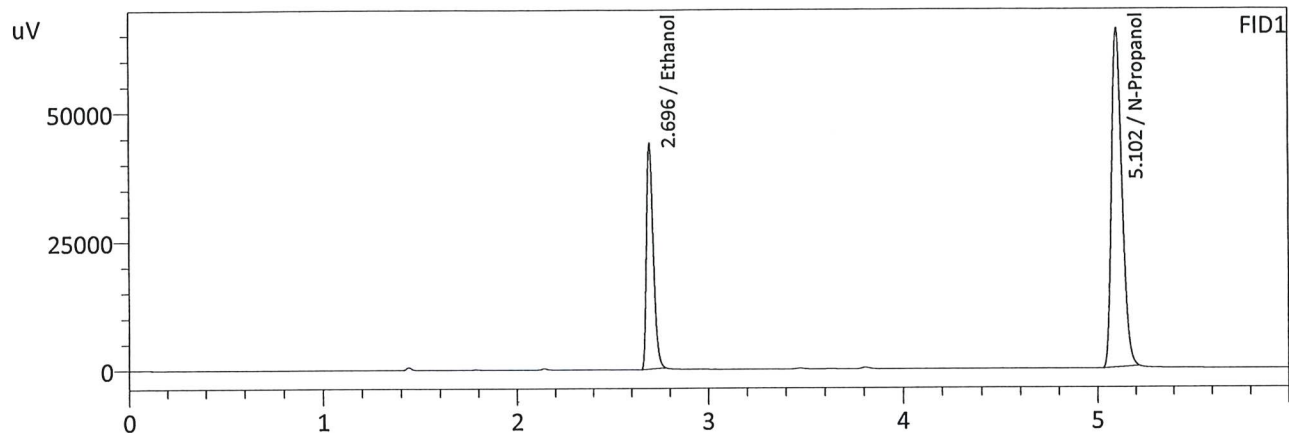
Name	Conc.	Area	Unit
Methanol	--	--	g/100cc
Ethanol	0.2067	110897	g/100cc
Isopropyl Alcohol	--	--	g/100cc
Acetone	--	--	g/100cc
N-Propanol	0.0000	256236	g/100cc
Fluor. Hydrocarbon(s)	--	--	g/100cc

FID2

Name	Conc.	Area	Unit
Methanol	--	--	g/100cc
Ethanol	0.2073	118836	g/100cc
Acetone	--	--	g/100cc
Isopropyl Alcohol	--	--	g/100cc
N-Propanol	0.0000	273526	g/100cc
Flour. Hydrocarbon(s)	--	--	g/100cc

W

Sample Name : QC-2-1-B
 Laboratory : Meridian
 Injection Date : 12/4/2024 4:49:39 PM
 Vial # : 26
 Method Filename : Default Project - ALCOHOL_241127.gcm
 Instrument #GC/HS : C12255750548 / C12595800409



FID1

Name	Conc.	Area	Unit
Methanol	--	--	g/100cc
Ethanol	0.2053	107183	g/100cc
Isopropyl Alcohol	--	--	g/100cc
Acetone	--	--	g/100cc
N-Propanol	0.0000	249477	g/100cc
Fluor. Hydrocarbon(s)	--	--	g/100cc

FID2

Name	Conc.	Area	Unit
Methanol	--	--	g/100cc
Ethanol	0.2057	114687	g/100cc
Acetone	--	--	g/100cc
Isopropyl Alcohol	--	--	g/100cc
N-Propanol	0.0000	266071	g/100cc
Flour. Hydrocarbon(s)	--	--	g/100cc

W

VOLATILES DETERMINATION CASEFILE WORKSHEET

VOLATILES DETERMINATION CASEFILE WORKSHEET

Laboratory No: QC2-2

Analysis Date(s): 12/4/2024 9:33:02 PM(-07:00)

	Column 1 FID A	Column 2 FID B	Column Precision	Mean Value	Sample A-B Difference	Over-all Mean
Sample Results	0.2087	0.2091	0.0004	0.2089	0.0004	0.2087
(g/100cc)	0.2085	0.2086	0.0001	0.2085		

Analysis Method

Refer to Blood Alcohol Method #1

Instrument Information

Instrument information is stored centrally.

Refer To Instrument Method: ALCOHOL_241127.gcm

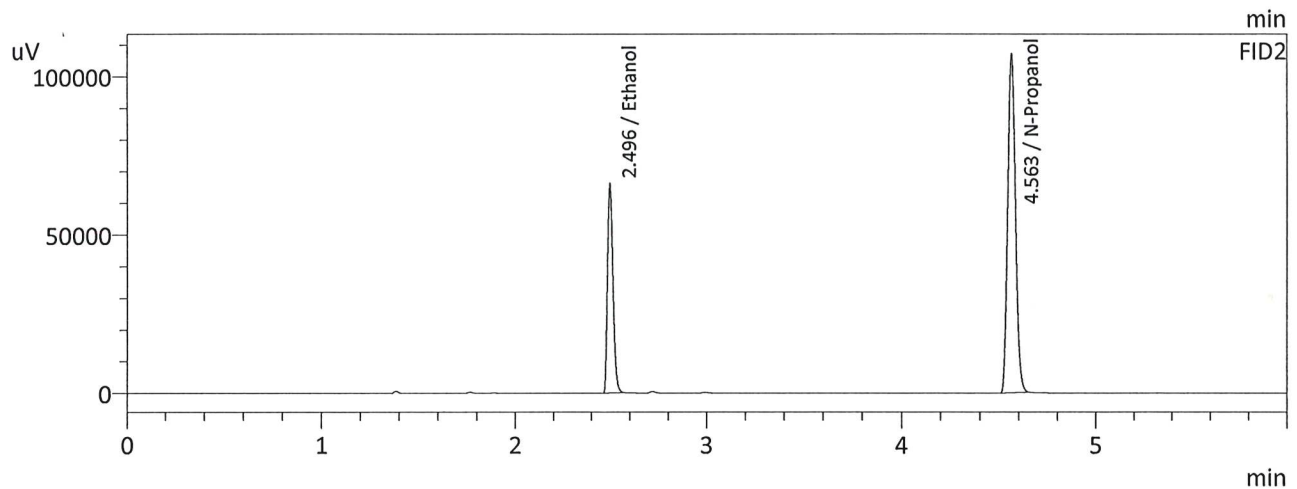
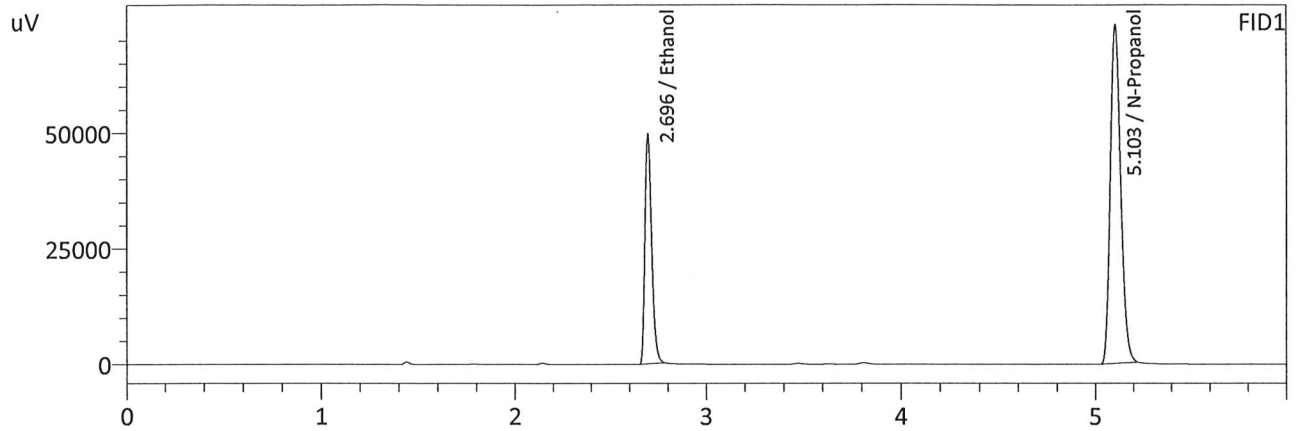
Reporting of Results	Uncertainty of Measurements (UM%): 5.00%		
Overall Mean (g/100cc)	Low	High	5 % of Mean
0.208	0.197	0.219	0.011

	Reported Results
	0.208

Calibration and control data are stored centrally.

W

Sample Name : QC2-2
 Laboratory : Meridian
 Injection Date : 12/4/2024 9:33:02 PM
 Vial # : 49
 Method Filename : Default Project - ALCOHOL_241127.gcm
 Instrument #GC/HS : C12255750548 / C12595800409



FID1

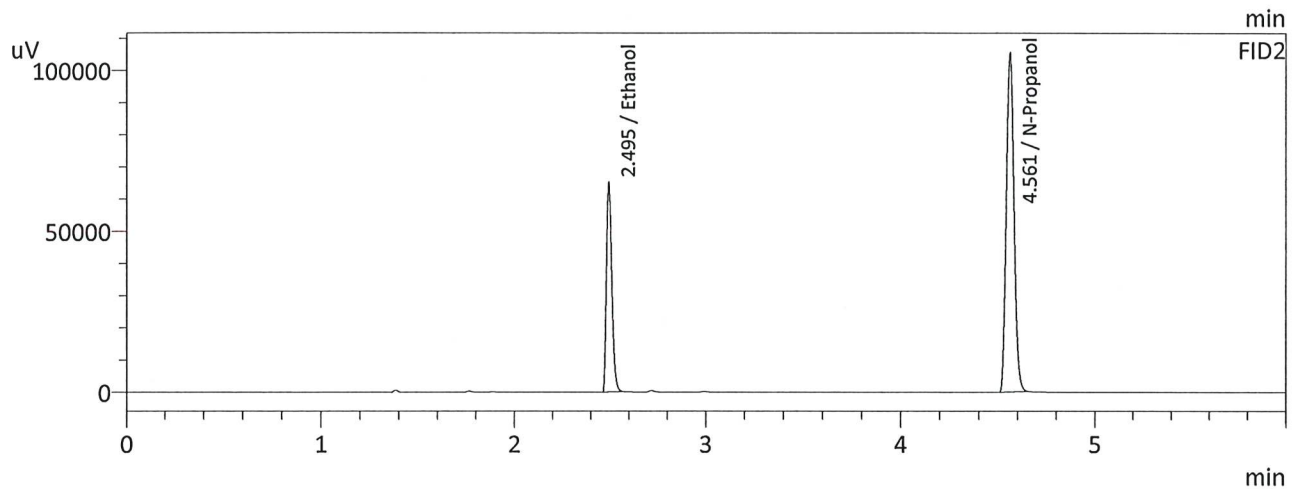
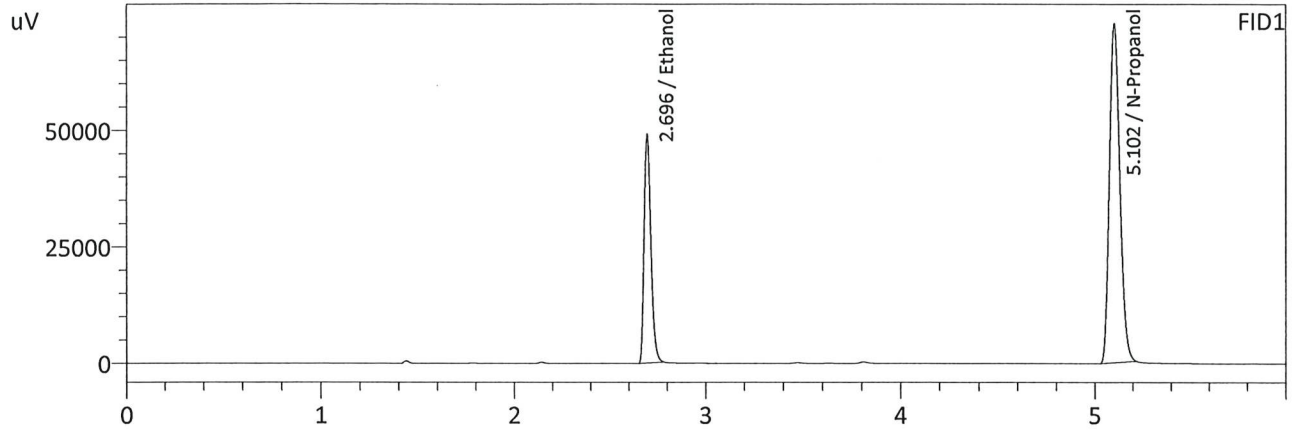
Name	Conc.	Area	Unit
Methanol	--	--	g/100cc
Ethanol	0.2087	121426	g/100cc
Isopropyl Alcohol	--	--	g/100cc
Acetone	--	--	g/100cc
N-Propanol	0.0000	277831	g/100cc
Fluor. Hydrocarbon(s)	--	--	g/100cc

FID2

Name	Conc.	Area	Unit
Methanol	--	--	g/100cc
Ethanol	0.2091	129867	g/100cc
Acetone	--	--	g/100cc
Isopropyl Alcohol	--	--	g/100cc
N-Propanol	0.0000	296105	g/100cc
Flour. Hydrocarbon(s)	--	--	g/100cc

W

Sample Name : QC2-2-B
 Laboratory : Meridian
 Injection Date : 12/4/2024 9:45:15 PM
 Vial # : 50
 Method Filename : Default Project - ALCOHOL_241127.gcm
 Instrument #GC/HS : C12255750548 / C12595800409



FID1

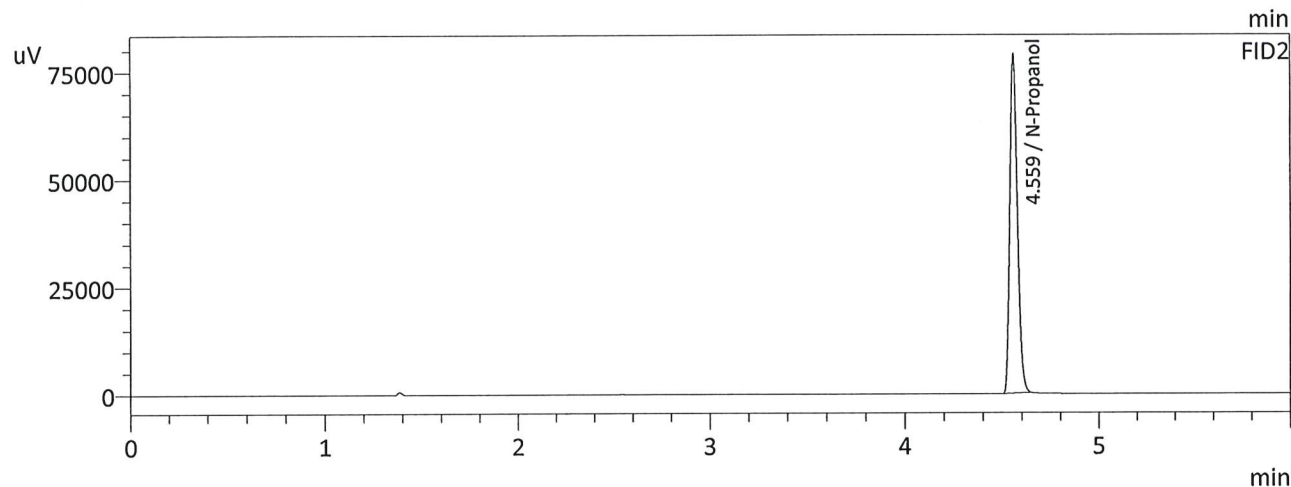
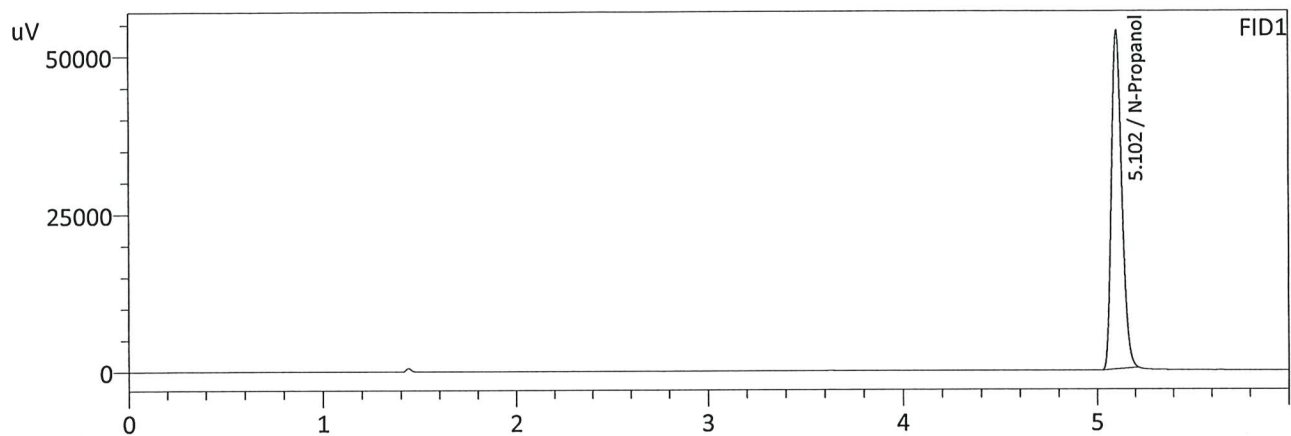
Name	Conc.	Area	Unit
Methanol	--	--	g/100cc
Ethanol	0.2085	119752	g/100cc
Isopropyl Alcohol	--	--	g/100cc
Acetone	--	--	g/100cc
N-Propanol	0.0000	274317	g/100cc
Fluor. Hydrocarbon(s)	--	--	g/100cc

FID2

Name	Conc.	Area	Unit
Methanol	--	--	g/100cc
Ethanol	0.2086	127999	g/100cc
Acetone	--	--	g/100cc
Isopropyl Alcohol	--	--	g/100cc
N-Propanol	0.0000	292699	g/100cc
Flour. Hydrocarbon(s)	--	--	g/100cc

W

Sample Name : INT STD BLK 1
 Laboratory : Meridian
 Injection Date : 12/4/2024 11:40:31 AM
 Vial # : 1
 Method Filename : Default Project - ALCOHOL_241127.gcm
 Instrument #GC/HS : C12255750548 / C12595800409



FID1

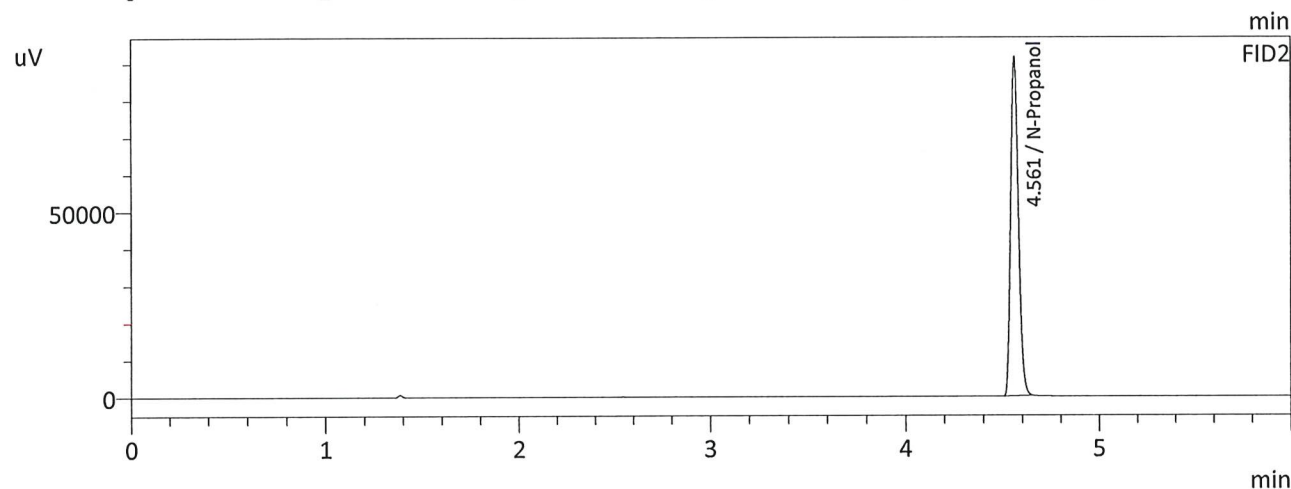
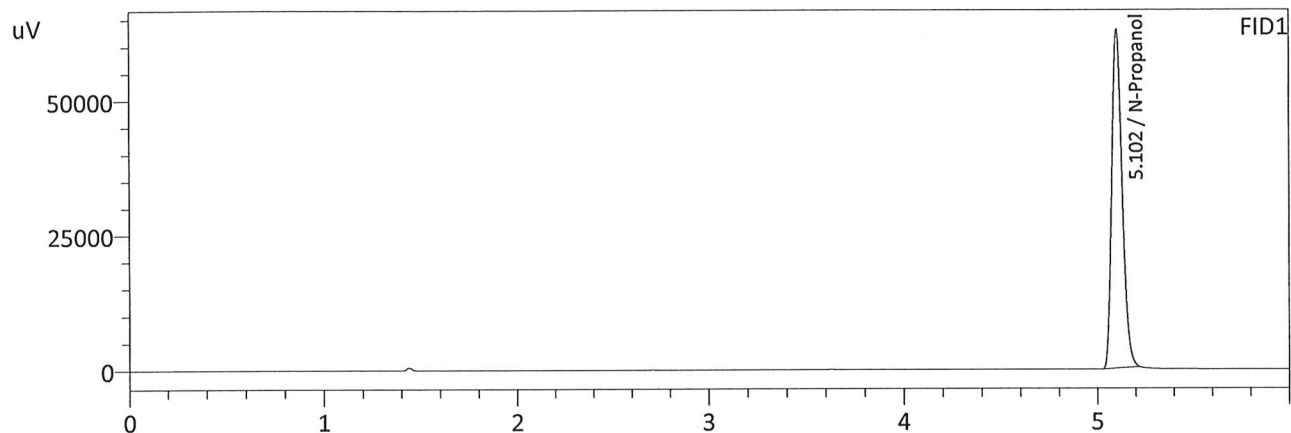
Name	Conc.	Area	Unit
Methanol	--	--	g/100cc
Ethanol	--	--	g/100cc
Isopropyl Alcohol	--	--	g/100cc
Acetone	--	--	g/100cc
N-Propanol	0.0000	202962	g/100cc
Fluor. Hydrocarbon(s)	--	--	g/100cc

FID2

Name	Conc.	Area	Unit
Methanol	--	--	g/100cc
Ethanol	--	--	g/100cc
Acetone	--	--	g/100cc
Isopropyl Alcohol	--	--	g/100cc
N-Propanol	0.0000	216966	g/100cc
Flour. Hydrocarbon(s)	--	--	g/100cc

W

Sample Name : INT STD BLK
 Laboratory : Meridian
 Injection Date : 12/4/2024 9:57:35 PM
 Vial # : 51
 Method Filename : Default Project - ALCOHOL_241127.gcm
 Instrument #GC/HS : C12255750548 / C12595800409



FID1

Name	Conc.	Area	Unit
Methanol	--	--	g/100cc
Ethanol	--	--	g/100cc
Isopropyl Alcohol	--	--	g/100cc
Acetone	--	--	g/100cc
N-Propanol	0.0000	237811	g/100cc
Fluor. Hydrocarbon(s)	--	--	g/100cc

FID2

Name	Conc.	Area	Unit
Methanol	--	--	g/100cc
Ethanol	--	--	g/100cc
Acetone	--	--	g/100cc
Isopropyl Alcohol	--	--	g/100cc
N-Propanol	0.0000	253806	g/100cc
Flour. Hydrocarbon(s)	--	--	g/100cc

W